

Yupiit School District

Box 51190 • Akiachak, AK 99551 • Phone (907) 825-3600 • Fax (877) 825-2404 • www.yupiit.org



Date: December 17, 2020
To: Regional School Board
From: John Stackhouse, Acting Superintendent
Re: Committee and Worksession

The New Calendar for 2021-2022 and the Strategic Plan will be up for discussion.

Proposed School Calendar 2021-2022

Due Date: July 1, 2021

District Name:	School:
Approved By:	Title:

Jul-21							Aug-21							Sep-21							Oct-21						
S	M	T	W	T	F	S	S	M	T	W	T	F	S	S	M	T	W	T	F	S	S	M	T	W	T	F	S
				1	2	3	1	2	3	4	5	6	7				1	2	3	4						1	2
												W					I	I	I		3	4	5	6	7	8	9
4	5	6	7	8	9	10	8	9	10	11	12	13	14	5	6	7	8	9	10	11							
	H							W	I	O					H						10	11	12	13	14	15	16
11	12	13	14	15	16	17	15	16	17	18	19	20	21	12	13	14	15	16	17	18		I					
																					17	18	19	20	21	22	23
18	19	20	21	22	23	24	22	23	24	25	26	27	28	19	20	21	22	23	24	25							
																					24	25	26	27	28	29	30
25	26	27	28	29	30	31	29	30	31					26	27	28	29	30									
																					31						

# of Inservice Days:	# of Inservice Days: 1	# of Inservice Days: 3	# of Inservice Days: 1
# of Student Days:	# of Student Days: 15	# of Student Days: 18	# of Student Days: 20
# of Teacher Days:	# of Teacher Days: 18	# of Teacher Days: 21	# of Teacher Days: 21

Nov-21							Dec-21							Jan-22							Feb-22						
S	M	T	W	T	F	S	S	M	T	W	T	F	S	S	M	T	W	T	F	S	S	M	T	W	T	F	S
	1	2	3	4	5	6				1	2	3	4							1			1	2	3	4	5
																				H							
7	8	9	10	11	12	13	5	6	7	8	9	10	11	2	3	4	5	6	7	8	6	7	8	9	10	11	12
	I															I											
14	15	16	17	18	19	20	12	13	14	15	16	17	18	9	10	11	12	13	14	15	13	14	15	16	17	18	19
																						I					
21	22	23	24	25	26	27	19	20	21	22	23	24	25	16	17	18	19	20	21	22	20	21	22	23	24	25	26
			V	H	H			V	V	V	V	H															
28	29	30					26	27	28	29	30	31		23	24	25	26	27	28	29	27	28					
								V	V	V	V	H															
														30	31												

# of Inservice Days: 1	# of Inservice Days: 0	# of Inservice Days: 1	# of Inservice Days: 1
# of Student Days: 18	# of Student Days: 13	# of Student Days: 19	# of Student Days: 19
# of Teacher Days: 19	# of Teacher Days: 13	# of Teacher Days: 20	# of Teacher Days: 20

Mar-22							Apr-22							May-22							Jun-22						
S	M	T	W	T	F	S	S	M	T	W	T	F	S	S	M	T	W	T	F	S	S	M	T	W	T	F	S
		1	2	3	4	5						1	2	1	2	3	4	5	6	7				1	2	3	4
6	7	8	9	10	11	12	3	4	5	6	7	8	9	8	9	10	11	12	13	14	5	6	7	8	9	10	11
13	14	15	16	17	18	19	10	11	12	13	14	15	16	15	16	17	18	19	20	21	12	13	14	15	16	17	18
	V	V	V	V	V			I							C	W											
20	21	22	23	24	25	26	17	18	19	20	21	22	23	22	23	24	25	26	27	28	19	20	21	22	23	24	25
	I																										
27	28	29	30	31			24	25	26	27	28	29	30	29	30	31					26	27	28	29	30		
															H												

# of Inservice Days: 1	# of Inservice Days: 1	# of Inservice Days: 0	# of Inservice Days:
# of Student Days: 117	# of Student Days: 20	# of Student Days: 11	# of Student Days:
# of Teacher Days: 18	# of Teacher Days: 21	# of Teacher Days: 12	# of Teacher Days:

C	School Closes
E	End of Quarter
H	Legal Holiday
I	Inservice Day
M	Parent-Teacher Conf Meeting reqts
N	Parent-Teacher Conf Not meeting reqts
O	School Opens
S	Saturday School
T	Testing
V	Vacation Day
W	Teacher Workday
X	Emergency Closure Day

School Holidays	
Independence day	7/4/21
Labor Day	9/6/21
Thanksgiving and the day after	11/25/21 and 11/26/21
Christmas	12/25/21
New Years	1/1/22
Memorial day	5/30/22
If one of these holidays falls on a Saturday, the Friday immediately preceding is a school holiday. If one of these holidays falls on a Sunday, the Monday immediately following is a school holiday.	

- 15
- 18
- 20
- 18
- 13
- 19
- 19
- 17
- 20
- 11
- 170

Plus 10 inservice days equals 180 student days

- 18
- 21
- 21
- 19
- 13
- 20
- 20
- 18
- 21
- 12
- 183

Plus 5 Holiday equals 188 teacher days

What we hope to accomplish over the next year as a Board

(These are not the same as the goals of the YSD Strategic Plan, but are directed directly at the actions of the Board)

Goal # 1: The Board will engage tribal and village-based organizations to get Elders and others involved in schools through IRAs, Village Corps; listen to local advisory school boards; help enlist community support and the Board will visit local schools regularly

Goal #2: The Board will be trained in Governance and Finance and participate in regional, state and national education entities

Goal #3: The Board will become familiar with the facilities plan and continue regular reviews of their policies

Goal #4: The Board will institute and review an annual survey process.

The Board would like a short piece that would allow them to present to IRAs and others that underscore what they are trying to do. Perhaps this could emphasize the goal of local involvement and why it is important.

Yupiiit School District

Box 51190 • Akiachak, AK 99551 • Telephone (907) 825-3600 • FAX (877) 825-2404



Strategic Plan Approved August 17, 2018

Mission Statement:

To educate all children to be successful in any environment

Vision Statement (new draft):

All members of the community are proud and committed to our school system. Students have a positive learning environment, speak the Yupiaq language, know their culture, attend school regularly and graduate prepared to be successful in any environment. The majority of our teachers and school staff are Yupik and speak their language, and the curriculum and instruction is based in Yupik values and traditions. Our community members, elders, parents, and students feel ownership in our schools.

Values

Love for Children	Spirituality	Sharing
Humility	Hard work	Respect for Others and Their Property
Cooperation	Family Roles	Knowledge of family tree
Hunter Success	Domestic Skills	Knowledge of Language
Avoid conflict	Humor	Respect For Land
Respect For Nature		

Akiak School
P.O. Box 49
Akiak, Alaska 99552
Tel. (907) 765-4600

Akiachak School
P.O. Box 51189
Akiachak, Alaska 99551
Tel. (907) 825-3616

Tuluksak School
P.O. Box 115
Tuluksak, Alaska 99679
Tel. (907) 695-5625

Strategic Actions:

1) Students Succeed Culturally and Academically

- a. **Language and Culture:** Implement Yupik culture and language curriculum at all grade levels. Develop dual language program, to include:
 - i. Values (Yuuyaraq)
 - ii. Language Immersion and Dual Language
 - iii. Orthography
- b. **Attendance:** Increase student attendance at all grade levels.
- c. **Recognition:** Establish program to ensure academic, athletic, and artistic student efforts are recognized on a regular basis.
- d. **Academic Progress/Growth:** Increase academic progress and growth at all grade levels.
- e. **Graduation:** Increase district graduation rate.
- f. **Preparation:** Ensure all students are prepared to be successful in both Native and non-Native environments.
- g. **Safety and Satisfaction:** Ensure all students report high levels of satisfaction and feel safe in schools.

2) Community, Parents and Elder Involvement

- a. **Ownership:** Increase opportunities for involvement, dialogue, building partnerships, and promoting commitment to education
- b. **Participation:** Provide healthy activities and ways for meaningful parent, elder, and community involvement
- c. **Communication:** Improve relationship with community through increased and improved communication.
- d. **Satisfaction:** Ensure community, parents, and elders are satisfied with the safety and quality of schools.
- e. **Parent Support:** Provide parent education and resources with a focus on younger parents, Yupik language development and helping families support children as successful students.

3) Staff Recruitment and Retention

- a. **Local/Native Hire:** Develop systems to recruit and develop local and Native teachers, teacher aids, and staff.
- b. **Recruitment and Preparation:** Improve hiring, orientation, and training of teachers and staff.
- c. **Retention:** Improve support and retention efforts of quality teachers, administrators, and staff.
- d. **Satisfaction:** Ensure all teachers and staff feel safe and satisfied in their work and community environment.
- e. **Evaluation:** An efficient and effective evaluation process.

4) Education System Change

- a. **Native Hire:** Establish plan to increase Yupik and Alaska Native hire across all district positions.
- b. **Advocacy:** Develop plan to improve advocacy efforts at local, state and federal level to work towards increased tribal educational sovereignty

Akiak School
P.O. Box 49
Akiak, Alaska 99552
Tel. (907) 765-4600

Akiachak School
P.O. Box 51189
Akiachak, Alaska 99551
Tel. (907) 825-3616

Tuluksak School
P.O. Box 115
Tuluksak, Alaska 99679
Tel. (907) 695-5625

Yupiit School District

Box 51190 • Akiachak, AK 99551 • Phone (907) 825-3600 • Fax (877) 825-2404 • www.yupiit.org



Date: December 17, 2020
To: Regional School Board
From: John Stackhouse, Acting Superintendent
Re: Approval of Agenda

The Administration recommends the approval of the Agenda for December 17, 2020.

Yupiiit School District

The Mission of the Yupiiit School District is to educate all children to be successful in any environment.

Regional Board Members

Akiachak

Akiak

Tuluksak

Lillian Alexie, Vice Chairman
Samuel George, Secretary
Robert Charles, Board Member

Ivan M. Ivan, Board Member
Moses Owen, Chairman

Peter Gregory SR, Treasurer
Moses Peter, Board Member

Committee Meetings and Work-sessions

11:00 AM – New Calendar Worksession
11:30 AM - Review Strategic Plan

Agenda (beginning at 1:00 PM)

Regional Board of Education Meeting

LOCATION: Tele-Conference

DATE: December 17, 2020

- I. Call to Order
- II. Roll Call
- III. Recognition of Guests
- IV. Approval of Agenda
- V. Approval of Minutes:
 - A. November 20, 2020
 - B. November 24, 2020 Special RSB Meeting
 - C. November 27, 2020 Special RSB Meeting Minutes
 - D. December 3, 2020 Special RSB Meeting Minutes
- VI. Correspondence:
- VII. Unfinished Business
 - A. Internet in the Box
- VIII. Action Items:
 - A. Akiachak AIMS Web/MAPS Data
 - B. Akiak AIMS Web/MAPS Data
 - C. Tuluksak AIMS Web/MAPS Data
 - D. Red Cross Agreement
 - E. Rosa Taner, 4th Grade Teacher, Akiachak School
 - F. Alaska Statewide Mentor Project
 - G. Akiachak ipad Request letter
 - H. Akiak ipad Request letter
 - I. Tuluksak ipad Request letter
 - J. 1:1 Device Configuration Proposal
 - K. Kuskokwim Ice Road Contribution letter/Service Agreement
 - L. APU Professional Service Agreement
 - M. Fall Oasis
- IX. Reports:
 - A. Attendance Report:

B. School Reports:

1. Akiachak
2. Akiak
3. Tuluksak

C. Special Ed Director/Curriculum, Assessment Report

D. Tribal Ed Director's Report

E. Business and Finance Report

G. Federal/State Programs Report

H. Maintenance & Operations Report

I. Technology Director Report

J. ANE Director's Report

K. Acting Superintendent's Report

X. Executive Session: Personal Matters

XI. Board Travel/Info: AASB Upcoming Events

XII. Public Comments:

XIII. Board Comments

XIV. Next Regular Meeting: January 21, 2020

XV. Adjournment

Yupiiit School District

Box 51190 • Akiachak, AK 99551 • Phone (907) 825-3600 • Fax (877) 825-2404 • www.yupiiit.org



Date: December 17, 2020
To: Regional School Board
From: John Stackhouse, Acting Superintendent
Re: Approval of Minutes

The Administration recommends the approval of the Minutes for November 20, 2020, November 24, 2020 Special RSB meeting, November 27, 2020 Special RSB meeting, and December 3, 2020 Special RSB meeting.

Yupiit School District

Box 51190 Akiachak, AK 99551 (907) 825-3600 Fax (877) 825-2404

Regional School Board

Akiachak

Lillian Alexie, Vice Chairman
Samuel George, Secretary
Robert Charles, Board Member

Akiak

Ivan M. Ivan, Board Member
Moses Owen, Chairman

Tuluksak

Peter Gregory SR, Board Member
Moses Peter, Treasurer

Minutes of the Yupiit School District Regional Board of Education

Held: November 20, 2020

Village: Akiachak

Committee Meetings and Work-sessions	11:00 AM 2020 Final Audit Valerie Davidson and Jan Littlebear with Alaska Pacific University presented their Professional Service Agreement Proposal with Yupiit School District. After much discussion, this was postponed to the next regular meeting. The 2020 Final Audit to be discussed during a Special meeting.
Call to Order	I. Call to Order: Chairman Moses Owen called the regular meeting of the Regional School Board to order at 1:05 PM. The 2020 Final Audit is presented for your review and information.
Roll Call	II. Roll Call: Present: Moses Owen Lillian Alexie Moses Peter Sam George Ivan Ivan Robert Charles Peter Gregory
Recognition of Guests	III. Recognition of Guests: Cassandra Bennett, John Stackhouse, Kaylin Charles, Janice George, Lance Jackson, Kary Delsignore, James Boldosser, Doug Bushey, Anthony Graham, Bonnie James

<p>Oath of Office</p>	<p>IV. Oath of Office:</p> <p>A. Oath of Office Superintendent Cassandra Bennett administered the Oath of Office to the newly elected officers Peter Gregory and Lillian Alexie.</p> <p>B. Reorganizational of the Board:</p> <p>1. Chairman Robert Charles nominated Moses Owen as Chairman and closed the nominations and asked for unanimous consent.</p> <p>Lillian Alexie nominated Sam George as Chairman. Sam George declined.</p> <p>Moses Owen was elected Chairman with unanimous consent.</p> <p>2. Vice Chairman Ivan Ivan nominated Lillian Alexie as Vice Chairman and asked for unanimous consent. Robert objected.</p> <p>Lillian Alexie nominated Sam George as Vice Chairman.</p> <p>Moses Peter closed the nominations.</p> <p>Lillian Alexie won as Vice Chairman with 4-3 votes.</p> <p>3. Secretary Sam George nominated Peter Gregory as Secretary.</p> <p>Robert Charles closed the nominations.</p> <p>Peter Gregory objected.</p> <p>Peter Gregory nominated Sam George as Secretary.</p> <p>Sam George closed the nominations.</p> <p>Sam George won as Secretary with 5-2 votes.</p> <p>4. Treasurer Sam George nominated Moses Peter as Treasurer and asked for unanimous consent.</p> <p>Moses Peter won as Treasurer with unanimous consent.</p>
<p>Approval of Agenda</p>	<p>V. Approval of Agenda: Administration presented the Yupiit School District Regional School Board Agenda for approval.</p> <p>Motion by Lillian Alexie, Seconded by Sam George to approve the agenda as presented. Motion passed.</p>

<p>Approval of Minutes</p>	<p>Approval of Minutes: The Administration recommended the approval of the regular meeting minutes for October 15, 2020.</p> <p>Motion by Sam George, Seconded by Robert Charles to approve the minutes for October 15, 2020 as presented. Motion passed.</p>
<p>Correspondence</p>	<p>VI. Correspondence: AASB Boardmanship Awards Letter The AASB Boardmanship Awards letter was presented for your information only.</p>
<p>Reports</p>	<p>VII. Reports:</p> <p>A. Attendance Report: No attendance report provided.</p> <p>B. School Reports</p> <ol style="list-style-type: none"> 1. Akiachak: James Boldosser highlighted his board report. 2. Akiak: Lance Jackson highlighted his board report. 3. Tuluksak: Douglas Bushey highlighted his board report. <p>B. Special Education/Curriculum/Instruction Director's Report: Kary Delsignore highlighted her board report.</p> <p>C. Yupiaq Education Coordinator's Report: Janice George highlighted her report.</p> <p>D. Business & Finance Report: John Stackhouse highlighted his report.</p> <p>E. State/Federal Programs Report: Kaylin Charles highlighted her report.</p> <p>F. Maintenance & Operations Report: Judy Anderson highlighted her report</p> <p>G. Technology/Human Resource Director's Report: Anthony Graham's report was reviewed.</p> <p>H. ANE Director's Report: Matthew Turner's report was reviewed.</p> <p>I. Superintendent's Report: Cassandra Bennett highlighted her report.</p> <p>Motion by Robert Charles, Seconded by Sam George to hold a Special meeting to address the ANE funding and do planning. Motion passed.</p>
<p>Postpone the meeting until Monday, November 24, 2020 to continue the meeting</p>	<p>Sam George recommended for Superintendent and Administration to write a letter to Tuluksak Firefighters.</p> <p>The meeting reconvened on Monday, November 24, 2020 with all RSB members present.</p>
<p>Action Items</p>	<p>VIII. Action Items:</p> <p>A. 3rd Reading of BP 4112.10 Employment of Retired Teachers</p> <p>The 3rd Reading of BP 4112.10 Employment of Retired Teachers was presented for approval.</p>

Continue – Action Items

Motion by Sam George, Seconded by Moses Peter to approve the 3rd Reading of BP 4112.10 Employment of Retired Teachers. Motion passed.

B. Projected ADM

The Projected ADM was presented for approval.

Motion by Sam George, Seconded by Lillian Alexie to approve the Projected ADM. Motion passed.

Motion by Sam George, Seconded by Peter Gregory to postpone Action Items C & D to the next RSB meeting. Motion passed.

C. Alaska Communications

The Alaska Communications was presented for approval at the approximate amount of \$26,458.49.

Postponed to December meeting.

D. Alaska Enterprise Solutions Quote

The Alaska Enterprise Solutions Quote was presented for approval.

Postponed to December meeting.

E. Konica Minolta Proposal

The Konica Minolta Proposal was presented for approval.

Motion by Sam George, Seconded by Robert Charles to approve the Konica Minolta Proposal. Motion passed. (see attached document)

F. 2020 Final Audit

The 2020 Final Audit was presented for approval.

Motion by Moses Peter, Seconded by Robert Charles to approve the 2020 Final Audit.

Motion by Moses Peter, Seconded by Robert Charles to withdraw the motion to accept the 2020 Final Audit and wait to meet with the auditors. Motion passed.

G. IPP: Akiachak, Akiak, Tuluksak

The IPP letters from Akiachak, Akiak and Tuluksak Native Communities were presented for approval.

Motion by Sam George, Seconded by Robert Charles to approve the IPP letters from Akiachak, Akiak and Tuluksak Native Communities. Motion passed.

H. Amanda Byrd, Special Ed Teacher, Akiak School

The Administration recommended transferring Amanda Byrd from Literacy Coach to Special Ed Teacher in Akiak School. This was presented for approval.

Continue – Action Items	<p>Motion by Sam George, Seconded by Robert Charles to approve to transfer Amanda Byrd from Literacy Coach to Special Ed Teacher for Akiak School and to amend the 1st Contract as Literacy Coach to Special Ed Teacher. Motion passed.</p> <p style="text-align: center;">I. Teleworking for Teachers</p> <p>The Administration recommended the approval of Teleworking for Teachers.</p> <p>Motion by Robert Charles, Seconded by Sam George to postpone the Action Item I. Teleworking for Teachers to next week. Motion passed.</p> <p style="text-align: center;">J. Internet in the Box</p> <p>The Administration recommended the approval of Internet in the Box Proposal.</p> <p style="text-align: center;">K. Purchase of Ipads for students</p> <p>The Administration recommended the approval to purchase iPads for students. See attached document.</p> <p>Motion by Robert Charles, Seconded by Lillian Alexie to postpone the Action Items J & K to the next regular meeting. Motion passed.</p>
Executive Session	<p>IX. Executive Session: Legal Matters</p> <p>We need to go into an Executive Session to discuss subjects that tend to prejudice the reputation and character of any persons provided the person may request a public discussion.</p>
Board Travel/Info	<p>X. Board Travel/Info:</p>
Public Comments	<p>XI. Public Comments</p>
Board Comments	<p>XII. Board Comments</p>
Next Meeting Regular Meeting	<p>XIII. Next Regular Meeting: December 3, 2020 Special Meeting and December 17, 2020 Regular RSB Meeting.</p>
Adjournment	<p>XIV. Adjournment: Motion by Sam George, Seconded by Robert Charles to adjourn the meeting at 5:25 PM.</p>
	<p style="text-align: center;">_____</p> <p style="text-align: center;">Secretary Date</p>

Yupiit School District

Box 51190 Akiachak, AK 99551 (907) 825-3600 Fax (877) 825-2404

Regional School Board

Akiachak

Lillian Alexie, Vice Chairman
Samuel George, Secretary
Robert Charles, Board Member

Akiak

Ivan M. Ivan, Board Member
Moses Owen, Chairman

Tuluksak

Peter Gregory SR, Board Member
Moses Peter, Treasurer

Minutes of the Yupiit School District Regional Board of Education

Held: November 24, 2020

Village: Teleconference

<p>Call to Order</p>	<p>I. Call to Order: Chairman Moses Owen called the regular meeting of the Regional School Board to order at 10:15 AM.</p>
<p>Roll Call</p>	<p>II. Roll Call: Present:</p> <p>Moses Owen, Chairman Lillian Alexie, Vice Chairman Moses Peter, Treasurer – came in 10:20 AM Sam George, Secretary Ivan Ivan, Board Member Robert Charles, Board Member Peter Gregory, Board Member</p>
<p>Recognition of Guests</p>	<p>III. Recognition of Guests: Cassandra Bennett, Michael Caulfield (JDO), Kary Delsignore, Lance Jackson, Clare Robyt, James Boldosser, Matthew Turner, John Stackhouse, Kalin Charles, Janice George, Douglas Bushey, Steven Rubenstein, Carl Chamblee, Bonnie James</p>
<p>Approval of Agenda</p>	<p>IV. Approval of Agenda:</p> <p>Administration presented the Yupiit School District Regional School Board Agenda for approval.</p> <p>Motion by Sam George, Seconded by Peter Gregory to approve the agenda as presented. Motion passed.</p>
<p>Action Item</p>	<p>V. Action Item: ANE Funding</p> <p>Steven Rubenstein with Alaska Pacific University discussed with the Regional School Board in possibility entering a Professional Service Agreement with Yupiit School District with planning for the</p>

	<p>implementation of the Alaska Native Education Grant.</p> <p>The RSB recommended for APU to create an agreement with all the recommendation from the board and present it during the next regular meeting in December.</p> <p>Motion by Sam George, Seconded by Ivan Ivan to direct Superintendent Cassandra Bennett and Matthew Turner, ANE Director to work on the MOU to implement the provisions under the ANE Grant and to develop programs, continuous efforts to work with Yup'ik teachers, and implement continuous training and under the Yupiaq Ed program. Motion passed.</p>
Recess	<p>Chairman Moses Owen called for recess at 12:15 PM for Lunch break. Reconvened at 1:31 PM.</p>
Executive Session	<p>VI. Executive Session:</p> <p>A. Legal Matters</p> <p>B. Teleworking for Teachers</p> <p>We need to go into an Executive Session to discuss subjects that tend to prejudice the reputation and character of any persons provided the person may request a public discussion.</p> <p>Motion by Sam George, Seconded by Ivan Ivan to go into an Executive Session at 1:51 PM to discuss subjects that tend to prejudice the reputation and character of any persons provided the person may request a public discussion. Motion passed.</p> <p>Motion by Lillian Alexie, Seconded by Peter Gregory to get out of an Executive Session at 4:50 PM. Motion passed.</p>
Next Meeting Regular Meeting	<p>VII. Next Regular Meeting: Special Meeting Friday, November 27, 2020 at 1:00 PM and regular meeting on December 17, 2020</p>
Adjournment	<p>Adjournment: Motion by Sam George, Seconded by Lillian Alexie to adjourn the meeting at 4:55 PM.</p> <p>_____</p> <p>Secretary _____</p> <p>Date</p>

Yupiit School District

Box 51190 Akiachak, AK 99551 (907) 825-3600 Fax (877) 825-2404

Regional School Board

Akiachak

Lillian Alexie, Vice Chairman
Samuel George, Secretary
Robert Charles, Board Member

Akiak

Ivan M. Ivan, Board Member
Moses Owen, Chairman

Tuluksak

Peter Gregory SR, Board Member
Moses Peter, Treasurer

Minutes of the Yupiit School District Regional Board of Education

Held: November 27, 2020

Village: Teleconference

Call to Order	I. Call to Order: Chairman Moses Owen called the Special meeting of the Regional School Board to order at 1:21 PM.
Roll Call	II. Roll Call: Present: Moses Owen, Chairman Lillian Alexie, Vice Chairman Moses Peter, Treasurer Sam George, Secretary Ivan Ivan, Board Member Robert Charles, Board Member Peter Gregory, Board Member
Recognition of Guests	III. Recognition of Guests: Cassandra Bennett, John Stackhouse and Bonnie James.
Approval of Agenda	IV. Approval of Agenda: Administration presented the Yupiit School District Regional School Board Agenda for approval. Motion by Peter Gregory, Seconded by Sam George to approve the agenda as presented. Motion passed.
Executive Session	V. Executive Session: Personal Matters We need to go into an Executive Session to discuss subjects that tend to prejudice the reputation and character of any persons provided the person may request a public discussion. Motion by Lillian Alexie, Seconded by Sam George to go into an

Yupiit School District

Box 51190 Akiachak, AK 99551 (907) 825-3600 Fax (877) 825-2404

Regional School Board

Akiachak

Lillian Alexie, Vice Chairman
Samuel George, Secretary
Robert Charles, Board Member

Akiak

Ivan M. Ivan, Board Member
Moses Owen, Chairman

Tuluksak

Peter Gregory SR, Board Member
Moses Peter, Treasurer

Minutes of the Yupiit School District Regional Board of Education

Held: December 3, 2020

Village: Teleconference

Call to Order	I. Call to Order: Chairman Moses Owen called the Special meeting of the Regional School Board to order at 10:11 AM
Roll Call	II. Roll Call: Present: Moses Owen, Chairman Lillian Alexie, Vice Chairman Moses Peter, Treasurer Sam George, Secretary Ivan Ivan, Board Member Robert Charles, Board Member Peter Gregory, Board Member
Recognition of Guests	III. Recognition of Guests: John Stackhouse, Kaylin Charles, Kary Delsignore and Bonnie James.
Approval of Agenda	IV. Approval of Agenda: Administration presented the Yupiit School District Regional School Board Agenda for approval. Motion by Ivan Ivan, Seconded by Robert Charles to approve the agenda as presented. Motion passed.
Executive Session	V. Executive Session: Personal Matters We need to go into an Executive Session to discuss subjects that tend to prejudice the reputation and character of any persons provided the person may request a public discussion. Motion by Lillian Alexie, Seconded by Ivan Ivan to go into an Executive

<p>Next Regular Meeting</p> <p>Adjournment</p>	<p>Session at 10:13 AM to discuss subjects that tend to prejudice the reputation and character of any persons provided the person may request a public discussion. Motion passed.</p> <p>Motion by Lillian Alexie, Seconded by Ivan Ivan to get out of an executive session at 10:50 AM. Motion passed.</p> <p>Motion by Ivan Ivan, Seconded by Robert Charles move to terminate Superintendent Cassandra Bennett’s contract effective November 30, 2020 with 30-days notice per contract without cause. Motion passed unanimously with a roll call vote.</p> <p>Motion by Lillian Alexie, Seconded by Ivan Ivan to place Cassandra Bennett on paid Administrative Leave until December 30, 2020, the date on which her employment all terminate in accordance with the Board’s action on November 27, 2020 and paragraph 9. D of the Superintendent’s contract. Motion passed with unanimous consent.</p> <p>VI. Next Regular Meeting: December 17, 2020</p> <p>VII. Adjournment: Motion by Ivan Ivan, Seconded by Sam George to adjourn the meeting at 10:52 AM.</p> <p>_____ Secretary</p> <p>_____ Date</p>
--	---

Yupiit School District

Box 51190 • Akiachak, AK 99551 • Phone (907) 825-3600 • Fax (877) 825-2404 • www.yupiit.org



Date: December 17, 2020
To: Regional School Board
From: John Stackhouse, Acting Superintendent
Re: Correspondence - none

Yupiit School District

Box 51190 • Akiachak, AK 99551 • Phone (907) 825-3600 • Fax (877) 825-2404 • www.yupiit.org



Date: December 17, 2020
To: Regional School Board
From: John Stackhouse, Acting Superintendent
Re: Unfinished Business

The Administration recommends the approval of the Internet in the box.

Remote and Home Learning Proposal for Yupiit School District

Using Internet-In-A-Box, 1-to-1 Devices, and a lot of training and technical support to provide meaningful learning opportunities to Yupiit School District Students during shut-down and beyond.

WHY THE DISTRICT NEEDS INTERNET IN A BOX (SUPERINTENDENT)

Over the past year the leadership team and myself have put our thinking caps on to explore ways to teach students when they are not in a classroom seat. There is not an educator in the field who is in favor of remote learning over actual face to face teaching in a classroom. Our children are losing a year of instruction in their academic lives. We are excited to share with you an idea that is being used in developing countries that also do not have access to the internet. It is called "Internet in a Box". There are no barriers to putting this plan for teaching in place. Please allow us to share this wonderful idea with you and accept our recommendation to put this program in action as soon as possible. Cassandra

HOW INTERNET IN A BOX WORKS (ANNALISE KLEIN)

This information comes from a one pager I created, which you can access (and share with others) [through this link](#).

Imagine: Your students are learning at home and have access to a searchable encyclopedia, dictionary, world maps, educational videos from Ted Talks, Crash Course, and Khan Academy. Internet-in-a-box (IIAB) brings students all of this learning content on a small hard drive which allows them to wirelessly connect their laptop or iPad to this database. No internet needed!

In a nutshell: Internet-in-a-box (IIAB) is an off-grid knowledge server. It provides access to public domain content to remote communities worldwide.

Why this works for YSD: IIAB gives us digital learning resources without the need to increase internet bandwidth in the village. It's simple, cost-effective, and allows teachers and students to continue their familiar modes of instruction with increased resources at home. By providing an IIAB server to each household, multiple children can simultaneously access it through their individual devices. *Other family members can use these resources too!*

Implementation Process



Contractor will work with us to develop what resources we want on our IIAB. Currently, here is how it looks, but we can give him feedback. <http://iiab.me/yupiiit/> He will then write this data onto a microSD card and make copies.



Each household receives a server with IIAB content (raspberry pi 4) that can fit in your hand!) This server stays powered on inside the student's house.



Students join the device's standalone network (no internet required) through their iPad, laptop, phone, or desktop computer.



Students are directed to a home screen with links to different resources. Teachers can assign videos to watch, research projects, or activities through the different resources available.

Original Proposal (from Annalise) if helpful

Teachers continue to develop two week packets. Each household will receive an internet-in-a-box (IIAB), which will allow students to use their laptops or iPads to give them *offline* access to digital content, instructional videos, an encyclopedia, etc.

Rationale: Keep systems that already exist and are working. The worksheet packet pickup/dropoff seems to be a straightforward way to collect data. We don't have to invest money in too much fancy tech or bandwidth. Teachers aren't being asked to pivot to an entire new digital teaching model. Students aren't expected to navigate a digital learning model/platform on their own.

Phase 1 (Nov-Dec)

- 1) Norm on the types of technology that we're buying for students
- 2) Buy internet-in-a-box (IIAB), one per household if funds permit (\$100-150/device)
- 3) Workshops for teachers showing the resources on the IIAB.
- 4) Teachers continue to plan two week packets *that can include watching videos, researching information, doing activities from the IIAB resources*

Phase 2 (Jan-Mar)

- 1) Teachers make two week packets. Students pick up and drop off as before.
- 2) Maybe some classes decide to take pictures or make a video using their tech. On that individual level, we figure out how they'll turn that in... maybe it's airdropping it at school, maybe it's saving it to a thumbdrive, etc. But we're doing beta testing on layering more tech on a case by case basis, allowing interested teachers to opt in.

Phase 3 (??)

- 1) Introduce Kolibri (Khan Academy offline, but interactive and graded work)

2) Develop streamlined system for turning in digital work w/o relying on strong internet (airdropping, thumbdrives)

USING 1-TO-1 DEVICES

PROVIDING TECHNICAL ASSISTANCE AND EDUCATOR SUPPORT THROUGH ALASKA PACIFIC UNIVERSITY (Matthew Turner)

A proposal is still in the works from APU. Should get some more details on this maybe Friday. I asked that their proposal meet the following objectives:

- Strategic implementation of the initiative
 - Teacher/Student/Household readiness
 - Assessment (student and teacher)
 - Organizational Strategy
 - Sharing learning and curriculum development across District
- Support to our educators for developing meaningful, culturally integrated learning and assessment measures using these devices and other methods.
 - Pre-made modules with an assessment guide
 - Glossary, one-pagers, or video tutorials for using education apps/digital learning
- Some strategies to develop household and community capacity for this type of learning.

APU, in turn, is suggesting these components to the project:

1. Community-Based Lessons
 - a. These lessons are produced by Steve and his students at APU
 - b. Clare will take the lessons and sort for different grade levels and school sites
 - c. Collaborate on how to translate these lessons to a virtual/off-line format
 - d. Distribute to teachers at the three school sites
2. APU Course
 - a. For teachers AND paraeducators
 - b. What is PBL and how do we implement?
 - c. Teacher accountability with student and parent engagement
3. Facilitate community advisory board
 - a. Meet monthly
 - b. As we roll out these community-based lessons, there needs to be an advisory board who can observe and document the strengths and weaknesses of the implementation. We would use these data points to inform the next phase: designing deeper culturally relevant/place-based learning in all three YSD school sites for the 2021-22 school year.
 - c. Purpose of the advisory board
 - i. Observe and listen
 - ii. Collect data (quantitative and qualitative)

CURRICULUM DIRECTOR (CLARE ROBYT)

Internet in a box (iiab) is an alternative source for information when a location doesn't have internet availability. It uses a device like a hard drive with wireless connectivity so anyone with a web browser can access the content on the device being used (such as Raspberry Pi). That means any device with a web browser can connect including laptops, iPads, eReaders, and phones. All sorts of Information, programs, and any type of data can be downloaded onto the internet-in-a-box device. All free source information can be downloaded to the device. Students can then search for and access the information just like they search for and access information on the internet. [Example: The Fifth Grade social studies class is learning about all 50 states in the United States. Each student has a state to research. The student can find information about their state when accessing the information on the internet-in-a-box device. Then they could write a report, make a PowerPoint slide show, create an iMovie, or create a scrapbook about their researched state. This was an actual 5th grade lesson in one of our schools a few years ago with the only difference being that the information the students searched for was found on the real internet. With internet-in-a-box, the teacher still needs to provide the frame work for the research: what information needs to be found, what needs to be included in the final project, does the student need to present the project to a group of people? The only difference is the source of the information.](#)

One of the many resources we could have access to is Kahn Academy Lite on this device. It includes Math, Science, Economics, and some Arts and Humanities. [One use would be by using our MAP scores and the MAP-to-Kahn Academy feature from NWEA, students can access math lessons at their knowledge point. This allows students to build the necessary foundation skills needed for grade-level course work. This connects Kahn Academy with one of our benchmark assessment tools.](#)

The many resources available include: World maps and satellite imagery, a large collection of textbooks, a variety of lessons through Kolibri a web-based learning management system (similar to our ACELLUS), [Core Knowledge](#): Teaching materials in PDF format for preschool to grade 5 from Core Knowledge (www.coreknowledge.org) in language arts, social studies and science. Teachers would use the systems of Kolibri and Core Knowledge by selecting pre-written lessons that match our standards and goals. [Example: A First Grade Class is learning about r-controlled vowels through our adopted reading program, Into Reading. This is new learning for the students and the teacher wants the students to know how to read and write words with r-controlled vowels. The Kolibri lessons provide students with instruction and the Core Knowledge provides the students with activities to learn and practice reading and writing r-controlled vowel words. This enables our students to continue with new learning and not just practice what was already taught \(although practice is still important to the learning process\)](#)

Great Books from Project Gutenberg, are free and open source books. These books can be made available on internet-in-a-box devices. [Teachers can assign readings from parts or all of individual books included in this book collection. The teacher would support the readings with either paper or digitally uploaded discussion questions. The teacher could set up a FB group for the students and facilitate group discussion using this social media platform. This is similar to reading books and discussing them in classrooms.](#)

The following link goes to a page listing resources available: <http://iiab.me/yupiit/>

Finally, and a bit harder to manage, the device can be dropped off over the weekend at the school and teachers can download the device with content from our district adopted programs. This system could look similar to how schools are currently doing packet exchanges. I am still investigating whether some of our district adopted internet based programs and correspondence courses (some of the reading and math online resources and companion programs and ACELLUS) can be downloaded to an internet-in-a-box device.

One thing to keep in mind, internet-in-a-box is a tool, like web-based-internet. The use of it for teaching still depends on the effectiveness of each teacher's ability to use the tool for learning. To that end, I strongly urge the district to consider the need for good training for our teachers for delivering quality remote learning lessons if we adopt this or any other remote learning tool. This training is needed for effective use of any level of technology from paper packets to internet-in-a-box. We now have a connection with APU that could provide both our local and non-local educators with quality distance education opportunities for creating, delivering, and assessing remote learning lessons.

For this to be successful in the homes, families will need to be supported with some training and on-going technical support. The schools should consider having a technical support person available to provide assistance as family's needs arise. Also in support of the learning that would be asked of students, schools should consider some sort of "Homework Helpline" where students can call in and get learning support to complete the academic assignments.

SPED DIRECTOR (KARY DELSIGNORE)

One to one technology that has a preloaded drive can offer exceptional education students embedded accommodations, allowing them to access, use, and practice materials independently or with support while receiving remote instruction or in school instruction.

Materials that are uploaded to the memory of the device should include materials that can use the text to speech accommodation to make contents accessible to students. Students using the devices should be allowed multiple ways to show their learning whether it be typing, speech to text accessibility option or by using a record feature on the device.

In addition to grade level content that all students should have, students with exceptional need may require additional materials loaded to ensure that gaps at their instructional level can also be addressed. For instance a 5th grade student may need the 5th grade material as well as the reading material from 1st grade, if that is their instructional level. Special education teachers should be consulted about content to be loaded so that it will meet the individual needs of each student with an IEP or 504. Some students will require an oversized keyboard for typing.

Families and students may require additional training and support as they begin to use the device. It might be helpful in some instances to have step by step start up instructions written and recorded as a video on the device as additional support.

I would suggest that each site have call in support lines for technical help and subject specific tutoring available during the school day to encourage and support technology use and the completion of academic assignments for all students throughout the normal school day. Teachers could provide this support from home with district provided cell phones.

ACCOUNTABILITY FOR THE PROGRAM (PRINCIPALS)

(Jackson)

We have to be able to look at what the implementation will look like in terms of who does and where. The concept is sound, as Anthony has said, we need to look at who, what, where and how it is going to come to us.

We can say all the nice things about the opportunity, but we need to get down to the dirt of it and figure out what is needed to make it work.

The group may want to purchase a few of these, get them in hand, connect with the various applications that we need and want to load and then develop an implementation strategy from our findings.

Mike Wright who is a computer professional that writes books and develops server side solutions for the PI devices, did mention that we may need to look into a larger device that may hold more based on the initial specifications that were first presented. But, we could also 'scale' it up later to our desired use and just start small to accommodate the need of the project.

WHERE WILL FUNDING COME FROM? (JOHN STACKHOUSE)

CARES grant fund 319

Approx \$189K budgeted for tech devices

Accounting lines 319.010.360.450; 319.011.360.450; and 319.012.360.450

Title 1A grant fund 256 (For sustainability funding past the life of the CARES or ANE pots.)

Approx \$92K available for budgeting into tech devices or recurring costs

Accounting lines 256.010.360.450; 256.011.360.450; and 256.012.360.450

ANE grant fund 365.

Approx \$1M. Suggest that these funds focus primarily on the APU contract for multiple year training and support.

Accounting lines 365..010.360.450; 365.011.360.450; and 365.012.360.450

COST ANALYSIS (ANTHONY GRAHAM)

a. Strongly recommending the district work with an outside organization to ensure this program is successful. Lynx Education is a Alaska-based competitive company and has decades of experience working in Alaska schools.

Remote Support

\$55,000/yr

Full Support

Educational Technology Support for full fiscal year.

Current school year, including remote access (VPN needed) as well as phone support with staff and faculty.

Support will be available during district hours with a 2 hour response and with a 12 hour response time when the district is closed. Support time will be utilized for both technology support and planning.

Discovery/Program Assessment

2 days on site for assessment and initial discovery with administration.

Additional onsite days at \$1500 to be utilized only for emergency situations up to 3 days per month as available. These days will be available on a case by case basis depending on availability.

Additional days onsite due to weather delays will be charged an additional \$400 per day unless the district chooses to utilize onsite days from the pool.

Additional phone/remote support at \$200 hour up to 2 additional days (16 hours)

Item	Price Per Unit	Quantity	Total
Raspberry pi 4	\$50.00	300	\$15,000.00
Case	\$10.00	300	\$3,000.00
Power source	\$10.00	300	\$3,000.00
microSD card- 256GB	\$30.00	300	\$9,000.00
Price per unit	<i>\$100.00</i>	Grand Total	<i>\$30,000.00</i>
Shipping			TBD

Yupiiit School District

Box 51190 • Akiachak, AK 99551 • Phone (907) 825-3600 • Fax (877) 825-2404 • www.yupiiit.org



Date: December 17, 2020
To: Regional School Board
From: John Stackhouse, Acting Superintendent
Re: Action Item A

The AIMS Web/Maps Data for Akiachak School is presented for your information.



Students

Groups

Manage

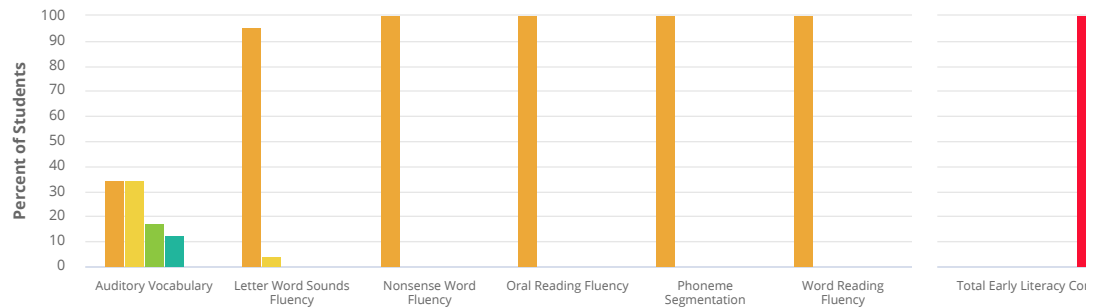
Scores and Skills Plan

MosesPeterMemorialSchoolKKI, Grade 1, Early Literacy, Fall '20-21

Roster: MosesPeterMemorialSc *
 Grade: 1
 Battery: Early Literacy
 School Year: '20-21
 Period: Fall
 Target: Account (30 %ile)

View / Refresh

Early Literacy Summary



Level	Auditory Vocabulary		Letter Word Sounds Fluency		Nonsense Word Fluency		Oral Reading Fluency		Phoneme Segmentation		Word Reading Fluency	
	# of Students	% of Students	# of Students	% of Students	# of Students	% of Students	# of Students	% of Students	# of Students	% of Students	# of Students	% of Students
Well Below Average	8	34.8%	22	95.7%	23	100%	23	100%	23	100%	23	100%
Below Average	8	34.8%	1	4.3%	0	0%	0	0%	0	0%	0	0%
Average	4	17.4%	0	0%	0	0%	0	0%	0	0%	0	0%
Above Average	3	13%	0	0%	0	0%	0	0%	0	0%	0	0%
Well Above Average	0	0%	0	0%	0	0%	0	0%	0	0%	0	0%
School Median Percentile	22		1		2		1		1		1	

Total Early Literacy Composite	
# of Students	% of Students
0	0%
0	0%
23	100%
1	

What do these early literacy scores mean?

The data above show the overall early literacy performance of this group based on Fall benchmark testing.

The left portion of the bar graph shows the percentage of students in the five performance levels (see key below) for each measure. The national percentages for each performance level are also provided for comparison.

- 10% Well Below Average
- 15% Below Average
- 49% Average
- 15% Above Average
- 10% Well Above Average

The right portion of the bar graph shows the percentage of students based on their Early Literacy Composite scores. The describe the likelihood that students will achieve year-end performance based on their current scores.

The tables show both the student percentages and the actual students in each of the five performance levels and in each of categories (see key below). The group's median percentiles for and for the Early Literacy Composite are also shown. Each performance compared to the national median percentile of 50.

- High Risk (< 50% chance)
- Moderate Risk (50% to 80% chance)
- Low Risk (> 80% chance)

School Growth

Growth scores cannot be computed because they require data from two seasons. This group has been tested in only one season this year.



Students

Groups

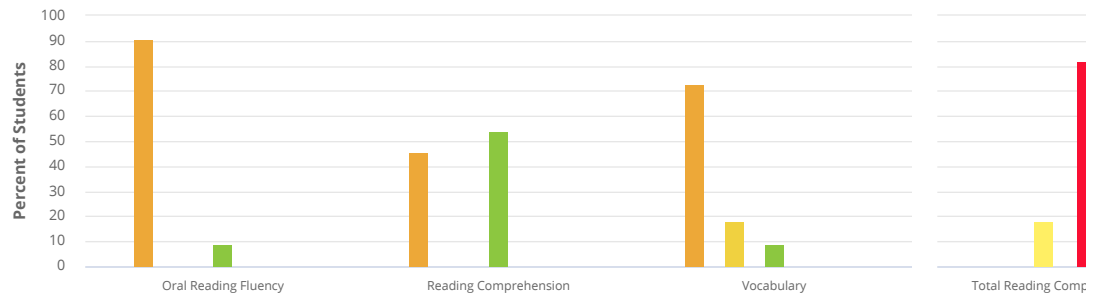
Manage

Scores and Skills Plan

MosesPeterMemorialSchoolKKI, Grade 2, Reading, Fall '20-21

Roster: MosesPeterMemorialSc *
 Grade: 2
 Battery: Reading
 School Year: '20-21
 Period: Fall
 Target: Account (30 %ile)
 View / Refresh

Reading Summary



Level	Oral Reading Fluency		Reading Comprehension		Vocabulary		Total Reading Composite	
	# of Students	% of Students	# of Students	% of Students	# of Students	% of Students	# of Students	% of Students
Well Below Average	10	90.9%	5	45.5%	8	72.7%	0	0%
Below Average	0	0%	0	0%	2	18.2%	2	18.2%
Average	1	9.1%	6	54.5%	1	9.1%	9	81.8%
Above Average	0	0%	0	0%	0	0%	0	0%
Well Above Average	0	0%	0	0%	0	0%	0	0%
School Median Percentile	1		26		8		6	

What do these reading scores mean?

The data above show the overall reading performance of this group based on Fall benchmark testing.

The left portion of the bar graph shows the percentage of students in the five performance levels (see key below) for each measure. The national percentages for each performance level are also provided for comparison.

- 10% Well Below Average
- 15% Below Average
- 49% Average
- 15% Above Average
- 10% Well Above Average

The right portion of the bar graph shows the percentage of students in each category based on their Reading Composite scores. The risk category shows the likelihood that students will achieve year-end performance based on their current scores.

The tables show both the student percentages and the actual students in each of the five performance levels and in each of categories (see key below). The group's median percentiles for Oral Reading Fluency, Reading Comprehension, and Vocabulary are also shown. Each percentile is compared to the national median percentile of 50.

- High Risk (< 50% chance)
- Moderate Risk (50% to 80% chance)
- Low Risk (> 80% chance)

School Growth

Growth scores cannot be computed because they require data from two seasons. This group has been tested in only one season this year.



Students

Groups

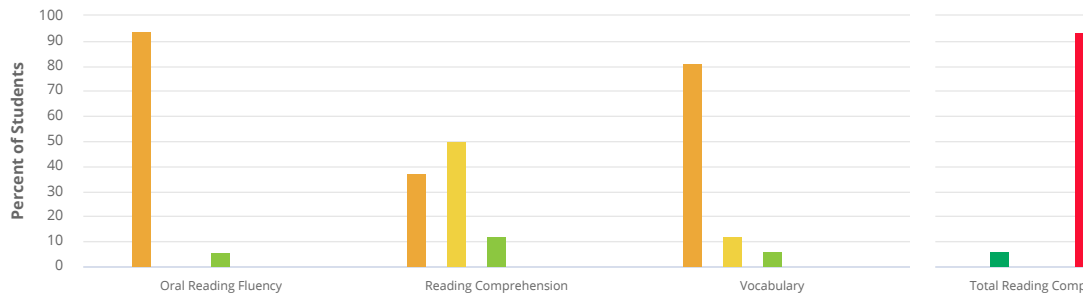
Manage

Scores and Skills Plan

MosesPeterMemorialSchoolKKI, Grade 3, Reading, Fall '20-21

Roster: MosesPeterMemorialSc *
 Grade: 3
 Battery: Reading
 School Year: '20-21
 Period: Fall
 Target: Account (30 %ile)
 View / Refresh

Reading Summary



Level	Oral Reading Fluency		Reading Comprehension		Vocabulary		Total Reading Composite	
	# of Students	% of Students	# of Students	% of Students	# of Students	% of Students	# of Students	% of Students
Well Below Average	16	94.1%	6	37.5%	13	81.3%	1	6.3%
Below Average	0	0%	8	50%	2	12.5%	0	0%
Average	1	5.9%	2	12.5%	1	6.3%	15	93%
Above Average	0	0%	0	0%	0	0%	0	0%
Well Above Average	0	0%	0	0%	0	0%	0	0%
School Median Percentile	2		16		6		2	

What do these reading scores mean?

The data above show the overall reading performance of this group based on Fall benchmark testing.

The left portion of the bar graph shows the percentage of students in the five performance levels (see key below) for each measure. The national percentages for each performance level are also provided for comparison.

- 10% Well Below Average
- 15% Below Average
- 49% Average
- 15% Above Average
- 10% Well Above Average

The right portion of the bar graph shows the percentage of students in each risk category based on their Reading Composite scores. The risk category indicates the likelihood that students will achieve year-end performance at or above their current scores.

The tables show both the student percentages and the actual students in each of the five performance levels and in each of the categories (see key below). The group's median percentiles for Oral Reading Fluency, Reading Comprehension, Vocabulary, and for the Reading Composite are also shown. Each percentile is compared to the national median percentile of 50.

- High Risk (< 50% chance)
- Moderate Risk (50% to 80% chance)
- Low Risk (> 80% chance)

School Growth

Growth scores cannot be computed because they require data from two seasons. This group has been tested in only one season this year.



Students

Groups

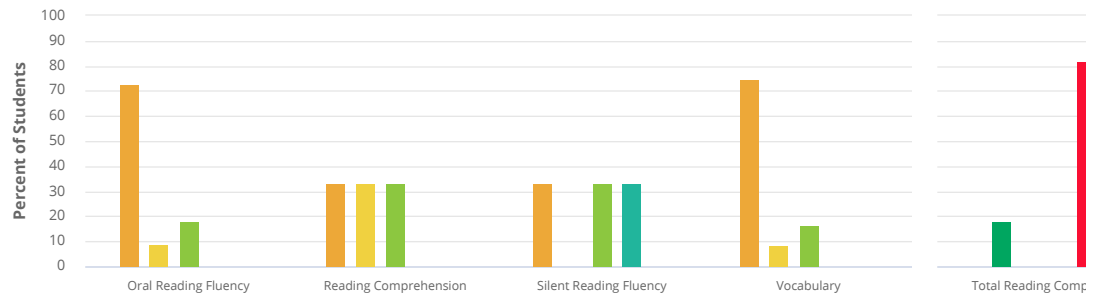
Manage

Scores and Skills Plan

MosesPeterMemorialSchoolKKI, Grade 4, Reading, Fall '20-21

Roster: MosesPeterMemorialSc *
 Grade: 4
 Battery: Reading
 School Year: '20-21
 Period: Fall
 Target: Account (30 %ile)
 View / Refresh

Reading Summary



Level	Oral Reading Fluency		Reading Comprehension		Silent Reading Fluency		Vocabulary		Total Reading Composite	
	# of Students	% of Students	# of Students	% of Students	# of Students	% of Students	# of Students	% of Students	# of Students	% of Students
Well Below Average	8	72.7%	4	33.3%	1	33.3%	9	75%	2	18%
Below Average	1	9.1%	4	33.3%	0	0%	1	8.3%	0	0%
Average	2	18.2%	4	33.3%	1	33.3%	2	16.7%	0	0%
Above Average	0	0%	0	0%	1	33.3%	0	0%	9	81%
Well Above Average	0	0%	0	0%	0	0%	0	0%	0	0%
School Median Percentile	4		18		72		5		2	

What do these reading scores mean?

The data above show the overall reading performance of this group based on Fall benchmark testing.

The left portion of the bar graph shows the percentage of students in the five performance levels (see key below) for each measure. The national percentages for each performance level are also provided for comparison.

- 10% Well Below Average
- 15% Below Average
- 49% Average
- 15% Above Average
- 10% Well Above Average

The right portion of the bar graph shows the percentage of students based on their Reading Composite scores. The risk category shows the likelihood that students will achieve year-end performance based on their current scores.

The tables show both the student percentages and the actual students in each of the five performance levels and in each of categories (see key below). The group's median percentiles for each measure and for the Reading Composite are also shown. Each percentile is compared to the national median percentile of 50.

- High Risk (< 50% chance)
- Moderate Risk (50% to 80% chance)
- Low Risk (> 80% chance)

School Growth

Growth scores cannot be computed because they require data from two seasons. This group has been tested in only one season this year.



Students

Groups

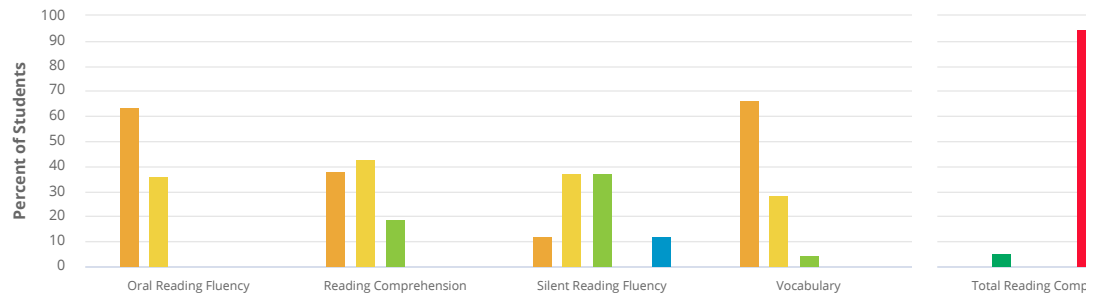
Manage

Scores and Skills Plan

MosesPeterMemorialSchoolKKI, Grade 5, Reading, Fall '20-21

Roster: MosesPeterMemorialSc *
 Grade: 5
 Battery: Reading
 School Year: '20-21
 Period: Fall
 Target: Account (30 %ile)
 View / Refresh

Reading Summary



Level	Oral Reading Fluency		Reading Comprehension		Silent Reading Fluency		Vocabulary		Total Reading Composite	
	# of Students	% of Students	# of Students	% of Students	# of Students	% of Students	# of Students	% of Students	# of Students	% of Students
Well Below Average	14	63.6%	8	38.1%	1	12.5%	14	66.7%	1	5.1%
Below Average	8	36.4%	9	42.9%	3	37.5%	6	28.6%	0	0%
Average	0	0%	4	19%	3	37.5%	1	4.8%	18	94%
Above Average	0	0%	0	0%	0	0%	0	0%	0	0%
Well Above Average	0	0%	0	0%	1	12.5%	0	0%	0	0%
School Median Percentile	4		17		28		3		2	

What do these reading scores mean?

The data above show the overall reading performance of this group based on Fall benchmark testing.

The left portion of the bar graph shows the percentage of students in the five performance levels (see key below) for each measure. The national percentages for each performance level are also provided for comparison.

- 10% Well Below Average
- 15% Below Average
- 49% Average
- 15% Above Average
- 10% Well Above Average

The right portion of the bar graph shows the percentage of students in each of the five performance levels based on their Reading Composite scores. The risk category shows the likelihood that students will achieve year-end performance based on their current scores.

The tables show both the student percentages and the actual students in each of the five performance levels and in each of the categories (see key below). The group's median percentiles for Oral Reading Fluency, Reading Comprehension, Silent Reading Fluency, Vocabulary, and for the Reading Composite are also shown. Each percentile is compared to the national median percentile of 50.

- High Risk (< 50% chance)
- Moderate Risk (50% to 80% chance)
- Low Risk (> 80% chance)

School Growth

Growth scores cannot be computed because they require data from two seasons. This group has been tested in only one season this year.



Students

Groups

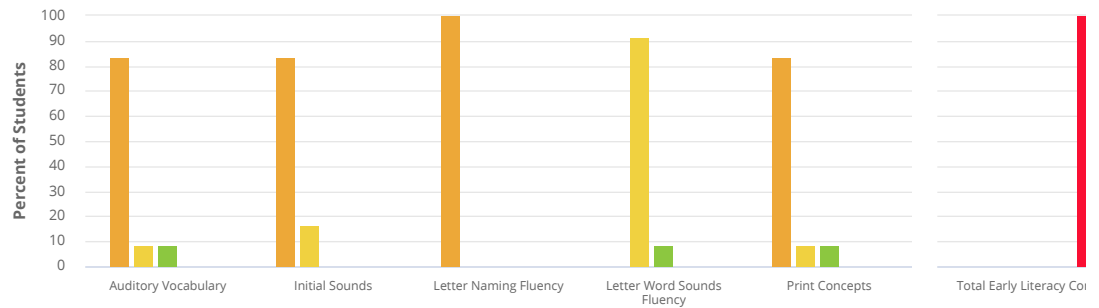
Manage

Scores and Skills Plan

MosesPeterMemorialSchoolKKI, Grade K, Early Literacy, Fall '20-21

Roster: MosesPeterMemorialSc *
 Grade: K
 Battery: Early Literacy
 School Year: '20-21
 Period: Fall
 Target: Account (30 %ile)
 View / Refresh

Early Literacy Summary



Level	Auditory Vocabulary		Initial Sounds		Letter Naming Fluency		Letter Word Sounds Fluency		Print Concepts	
	# of Students	% of Students	# of Students	% of Students	# of Students	% of Students	# of Students	% of Students	# of Students	% of Students
Well Below Average	10	83.3%	10	83.3%	12	100%	0	0%	10	83.3%
Below Average	1	8.3%	2	16.7%	0	0%	11	91.7%	1	8.3%
Average	1	8.3%	0	0%	0	0%	1	8.3%	1	8.3%
Above Average	0	0%	0	0%	0	0%	0	0%	0	0%
Well Above Average	0	0%	0	0%	0	0%	0	0%	0	0%
School Median Percentile	5		3		1		11		2	

Total Early Literacy Composite	
# of Students	% of Students
0	0%
0	0%
12	100%
3	

What do these early literacy scores mean?

The data above show the overall early literacy performance of this group based on Fall benchmark testing.

The left portion of the bar graph shows the percentage of students in the five performance levels (see key below) for each measure. The national percentages for each performance level are also provided for comparison.

- 10% Well Below Average
- 15% Below Average
- 49% Average
- 15% Above Average
- 10% Well Above Average

The right portion of the bar graph shows the percentage of students in each category based on their Early Literacy Composite scores. The right portion of the bar graph shows the percentage of students who are at risk of not meeting the year-end performance goal based on their current scores.

The tables show both the student percentages and the actual students in each of the five performance levels and in each of the categories (see key below). The group's median percentiles for each measure and for the Early Literacy Composite are also shown. Each percentile is compared to the national median percentile of 50.

- High Risk (< 50% chance)
- Moderate Risk (50% to 80% chance)
- Low Risk (> 80% chance)

School Growth

Growth scores cannot be computed because they require data from two seasons. This group has been tested in only one season this year.



Students

Groups

Manage

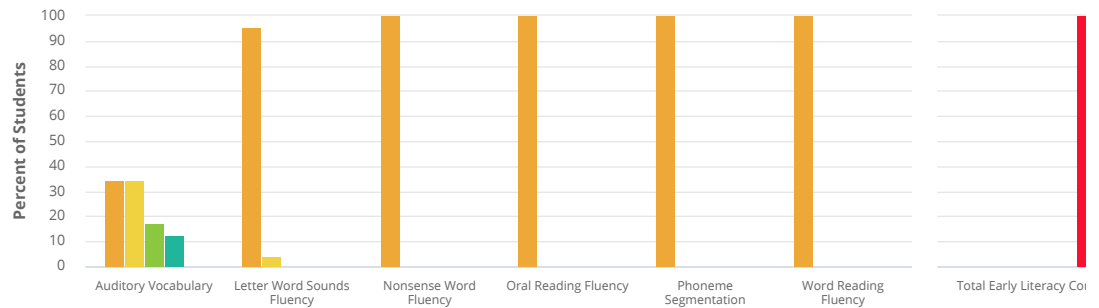
Scores and Skills Plan

MosesPeterMemorialSchoolKKI, Grade 1, Early Literacy, Fall '20-21

Roster: MosesPeterMemorialSc *
 Grade: 1
 Battery: Early Literacy
 School Year: '20-21
 Period: Fall
 Target: Account (30 %ile)

View / Refresh

Early Literacy Summary



Level	Auditory Vocabulary		Letter Word Sounds Fluency		Nonsense Word Fluency		Oral Reading Fluency		Phoneme Segmentation		Word Reading Fluency	
	# of Students	% of Students	# of Students	% of Students	# of Students	% of Students	# of Students	% of Students	# of Students	% of Students	# of Students	% of Students
Well Below Average	8	34.8%	22	95.7%	23	100%	23	100%	23	100%	23	100%
Below Average	8	34.8%	1	4.3%	0	0%	0	0%	0	0%	0	0%
Average	4	17.4%	0	0%	0	0%	0	0%	0	0%	0	0%
Above Average	3	13%	0	0%	0	0%	0	0%	0	0%	0	0%
Well Above Average	0	0%	0	0%	0	0%	0	0%	0	0%	0	0%
School Median Percentile	22		1		2		1		1		1	

Total Early Literacy Composite	
# of Students	% of Students
0	0%
0	0%
23	100%
1	

What do these early literacy scores mean?

The data above show the overall early literacy performance of this group based on Fall benchmark testing.

The left portion of the bar graph shows the percentage of students in the five performance levels (see key below) for each measure. The national percentages for each performance level are also provided for comparison.

- 10% Well Below Average
- 15% Below Average
- 49% Average
- 15% Above Average
- 10% Well Above Average

The right portion of the bar graph shows the percentage of students based on their Early Literacy Composite scores. The describe the likelihood that students will achieve year-end performance based on their current scores.

The tables show both the student percentages and the actual students in each of the five performance levels and in each of categories (see key below). The group's median percentiles for and for the Early Literacy Composite are also shown. Each performance compared to the national median percentile of 50.

- High Risk (< 50% chance)
- Moderate Risk (50% to 80% chance)
- Low Risk (> 80% chance)

School Growth

Growth scores cannot be computed because they require data from two seasons. This group has been tested in only one season this year.



Students

Groups

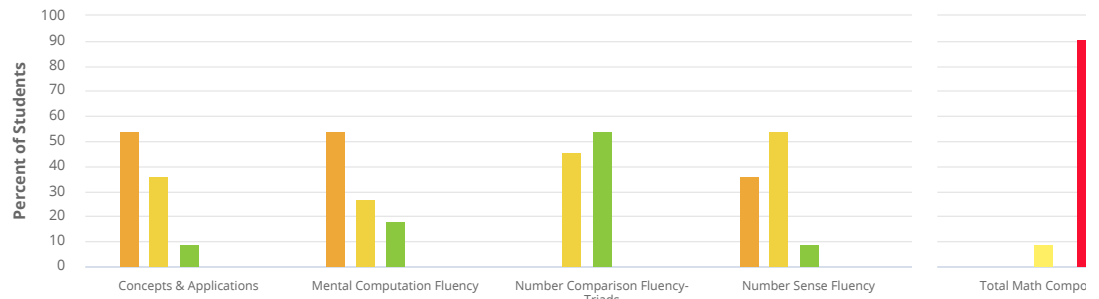
Manage

Scores and Skills Plan

MosesPeterMemorialSchoolKKI, Grade 2, Math, Fall '20-21

Roster: MosesPeterMemorialSc *
 Grade: 2
 Battery: Math
 School Year: '20-21
 Period: Fall
 Target: Account (30 %ile)
 View / Refresh

Math Summary



	Concepts & Applications		Mental Computation Fluency		Number Comparison Fluency-Triads		Number Sense Fluency		Total Math Compos	
Level	# of Students	% of Students	# of Students	% of Students	# of Students	% of Students	# of Students	% of Students	# of Students	% of St
Well Below Average	6	54.5%	6	54.5%	0	0%	4	36.4%	0	0
Below Average	4	36.4%	3	27.3%	5	45.5%	6	54.5%	1	9.
Average	1	9.1%	2	18.2%	6	54.5%	1	9.1%	10	90
Above Average	0	0%	0	0%	0	0%	0	0%		
Well Above Average	0	0%	0	0%	0	0%	0	0%		
School Median Percentile	8		7		30		13		4	

What do these math scores mean?

The data above show the overall math performance of this group based on Fall benchmark testing.

The left portion of the bar graph shows the percentage of students in the five performance levels (see key below) for each measure. The national percentages for each performance level are also provided for comparison.

- 10% Well Below Average
- 15% Below Average
- 49% Average
- 15% Above Average
- 10% Well Above Average

The right portion of the bar graph shows the percentage of students in each risk category based on their Math Composite scores. The risk category indicates the likelihood that students will achieve year-end performance goals based on current scores.

The tables show both the student percentages and the actual students in each of the five performance levels and in each of the risk categories (see key below). The group's median percentiles for each measure and for the Math Composite are also shown. Each percentile is compared to the national median percentile of 50.

- High Risk (< 50% chance)
- Moderate Risk (50% to 80% chance)
- Low Risk (> 80% chance)

School Growth

Growth scores cannot be computed because they require data from two seasons. This group has been tested in only one season this year.



Students

Groups

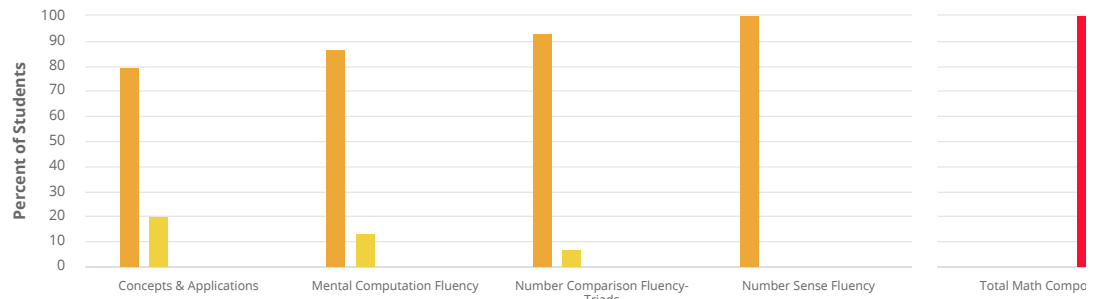
Manage

Scores and Skills Plan

MosesPeterMemorialSchoolKKI, Grade 3, Math, Fall '20-21

Roster: MosesPeterMemorialSc *
 Grade: 3
 Battery: Math
 School Year: '20-21
 Period: Fall
 Target: Account (30 %ile)
 View / Refresh

Math Summary



	Concepts & Applications		Mental Computation Fluency		Number Comparison Fluency-Triads		Number Sense Fluency		Total Math Compos	
Level	# of Students	% of Students	# of Students	% of Students	# of Students	% of Students	# of Students	% of Students	# of Students	% of St
Well Below Average	12	80%	13	86.7%	14	93.3%	15	100%	0	0
Below Average	3	20%	2	13.3%	1	6.7%	0	0%	0	0
Average	0	0%	0	0%	0	0%	0	0%	0	0
Above Average	0	0%	0	0%	0	0%	0	0%	15	10
Well Above Average	0	0%	0	0%	0	0%	0	0%	3	
School Median Percentile	5		7		3		2			

What do these math scores mean?

The data above show the overall math performance of this group based on Fall benchmark testing.

The left portion of the bar graph shows the percentage of students in the five performance levels (see key below) for each measure. The national percentages for each performance level are also provided for comparison.

- 10% Well Below Average
- 15% Below Average
- 49% Average
- 15% Above Average
- 10% Well Above Average

The right portion of the bar graph shows the percentage of students in each category based on their Math Composite scores. The risk category indicates the likelihood that students will achieve year-end performance goals based on current scores.

The tables show both the student percentages and the actual number of students in each of the five performance levels and in each of the categories (see key below). The group's median percentiles for each measure and for the Math Composite are also shown. Each percentile is compared to the national median percentile of 50.

- High Risk (< 50% chance)
- Moderate Risk (50% to 80% chance)
- Low Risk (> 80% chance)

School Growth

Growth scores cannot be computed because they require data from two seasons. This group has been tested in only one season this year.



Students

Groups

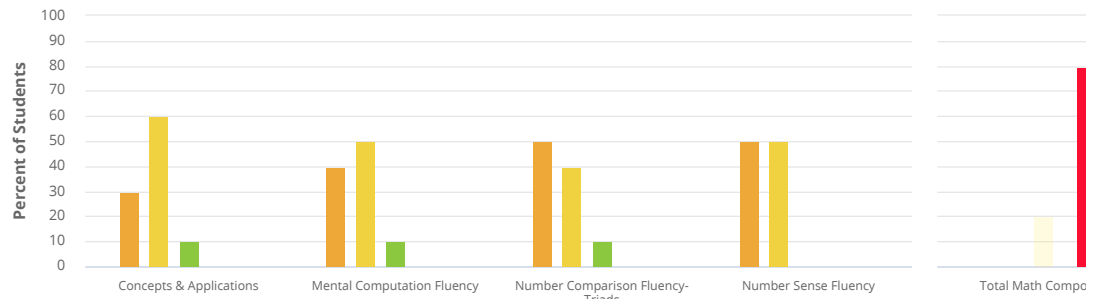
Manage

Scores and Skills Plan

MosesPeterMemorialSchoolKKI, Grade 4, Math, Fall '20-21

Roster: MosesPeterMemorialSc *
 Grade: 4
 Battery: Math
 School Year: '20-21
 Period: Fall
 Target: Account (30 %ile)
 View / Refresh

Math Summary



	Concepts & Applications		Mental Computation Fluency		Number Comparison Fluency-Triads		Number Sense Fluency		Total Math Compos	
Level	# of Students	% of Students	# of Students	% of Students	# of Students	% of Students	# of Students	% of Students	# of Students	% of St
Well Below Average	3	30%	4	40%	5	50%	5	50%	0	0
Below Average	6	60%	5	50%	4	40%	5	50%	2	20%
Average	1	10%	1	10%	1	10%	0	0%	8	80%
Above Average	0	0%	0	0%	0	0%	0	0%		
Well Above Average	0	0%	0	0%	0	0%	0	0%		
School Median Percentile	18		13		9		11		13	

What do these math scores mean?

The data above show the overall math performance of this group based on Fall benchmark testing.

The left portion of the bar graph shows the percentage of students in the five performance levels (see key below) for each measure. The national percentages for each performance level are also provided for comparison.

- 10% Well Below Average
- 15% Below Average
- 49% Average
- 15% Above Average
- 10% Well Above Average

The right portion of the bar graph shows the percentage of students in each of the five performance levels and in each of the five performance levels and in each of the five performance levels based on their Math Composite scores. The risk category likelihood that students will achieve year-end performance goals is also shown.

The tables show both the student percentages and the actual students in each of the five performance levels and in each of the five performance levels and in each of the five performance levels based on their Math Composite scores. The risk category likelihood that students will achieve year-end performance goals is also shown.

- High Risk (< 50% chance)
- Moderate Risk (50% to 80% chance)
- Low Risk (> 80% chance)

School Growth

Growth scores cannot be computed because they require data from two seasons. This group has been tested in only one season this year.



Students

Groups

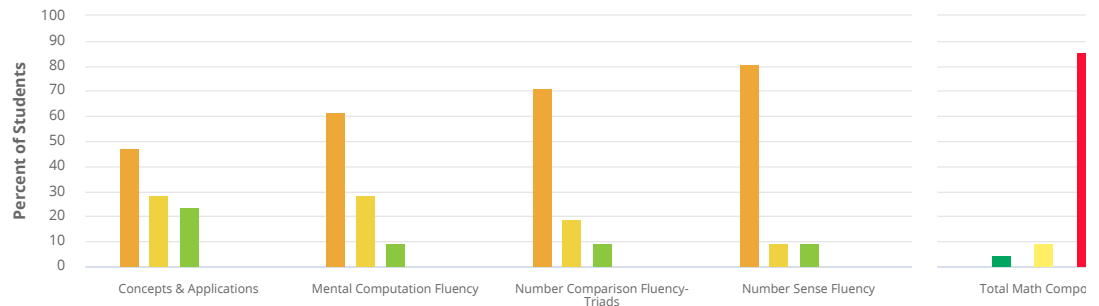
Manage

Scores and Skills Plan

MosesPeterMemorialSchoolKKI, Grade 5, Math, Fall '20-21

Roster: MosesPeterMemorialSc *
 Grade: 5
 Battery: Math
 School Year: '20-21
 Period: Fall
 Target: Account (30 %ile)
 View / Refresh

Math Summary



	Concepts & Applications		Mental Computation Fluency		Number Comparison Fluency-Triads		Number Sense Fluency		Total Math Composite	
Level	# of Students	% of Students	# of Students	% of Students	# of Students	% of Students	# of Students	% of Students	# of Students	% of Students
Well Below Average	10	47.6%	13	61.9%	15	71.4%	17	81%	1	4.3%
Below Average	6	28.6%	6	28.6%	4	19%	2	9.5%	2	9.1%
Average	5	23.8%	2	9.5%	2	9.5%	2	9.5%	18	85%
Above Average	0	0%	0	0%	0	0%	0	0%	0	0%
Well Above Average	0	0%	0	0%	0	0%	0	0%	0	0%
School Median Percentile	14		2		4		4		6	

What do these math scores mean?

The data above show the overall math performance of this group based on Fall benchmark testing.

The left portion of the bar graph shows the percentage of students in the five performance levels (see key below) for each measure. The national percentages for each performance level are also provided for comparison.

- 10% Well Below Average
- 15% Below Average
- 49% Average
- 15% Above Average
- 10% Well Above Average

The right portion of the bar graph shows the percentage of students in each of the five performance levels based on their Math Composite scores. The risk category likelihood that students will achieve year-end performance goals is also shown.

The tables show both the student percentages and the actual students in each of the five performance levels and in each of the four risk categories (see key below). The group's median percentiles for each measure and for the Math Composite are also shown. Each percentile is compared to the national median percentile of 50.

- High Risk (< 50% chance)
- Moderate Risk (50% to 80% chance)
- Low Risk (> 80% chance)

School Growth

Growth scores cannot be computed because they require data from two seasons. This group has been tested in only one season this year.



Students

Groups

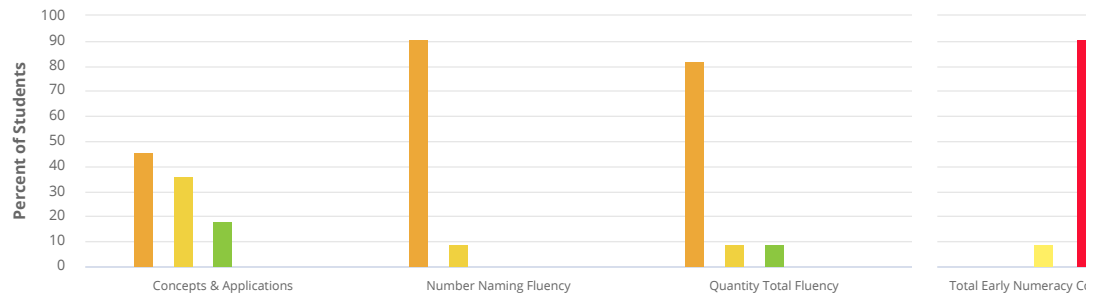
Manage

Scores and Skills Plan

MosesPeterMemorialSchoolKKI, Grade K, Early Numeracy, Fall '20-21

Roster: MosesPeterMemorialSc *
 Grade: K
 Battery: Early Numeracy
 School Year: '20-21
 Period: Fall
 Target: Account (30 %ile)
 View / Refresh

Early Numeracy Summary



Level	Concepts & Applications		Number Naming Fluency		Quantity Total Fluency		Total Early Numeracy Composite	
	# of Students	% of Students	# of Students	% of Students	# of Students	% of Students	# of Students	% of Students
Well Below Average	5	45.5%	10	90.9%	9	81.8%	0	0
Below Average	4	36.4%	1	9.1%	1	9.1%	1	9.1%
Average	2	18.2%	0	0%	1	9.1%	1	9.1%
Above Average	0	0%	0	0%	0	0%	0	0%
Well Above Average	0	0%	0	0%	0	0%	10	90
School Median Percentile	12		2		6		2	

What do these early numeracy scores mean?

The data above show the overall early numeracy performance of this group based on Fall benchmark testing.

The left portion of the bar graph shows the percentage of students in the five performance levels (see key below) for each measure. The national percentages for each performance level are also provided for comparison.

- 10% Well Below Average
- 15% Below Average
- 49% Average
- 15% Above Average
- 10% Well Above Average

The right portion of the bar graph shows the percentage of students in each category based on their Early Numeracy Composite scores. This describes the likelihood that students will achieve year-end performance based on their current scores.

The tables show both the student percentages and the actual students in each of the five performance levels and in each of the categories (see key below). The group's median percentiles for each category and for the Early Numeracy Composite are also shown. Each is compared to the national median percentile of 50.

- High Risk (< 50% chance)
- Moderate Risk (50% to 80% chance)
- Low Risk (> 80% chance)

School Growth

Growth scores cannot be computed because they require data from two seasons. This group has been tested in only one season this year.

Math: Math K-12

Summary	
Total Students With Valid Growth Test Scores	19
Mean RIT	187.2
Standard Deviation	11.3
District Grade Level Mean RIT	*
Students At or Above District Grade Level Mean RIT	*
Norm Grade Level Mean RIT	214.7
Students At or Above Norm Grade Level Mean RIT	0

Overall Performance	Lo %ile < 21		LoAvg %ile 21-40		Avg %ile 41-60		HiAvg %ile 61-80		Hi %ile > 80		Mean RIT (+/- Smp Err)	Std Dev
	count	%	count	%	count	%	count	%	count	%		
Math: Math K-12	17	89%	1	5%	1	5%	0	0%	0	0%	185-187-190	11.3

Explanatory Notes

Tests shown in gray are excluded from summary statistics. Either the test occurred outside the testing window for a term, had an invalid score, or was a repeat test for a student within a term.

Test Invalidation Reasons: ***1 The test duration was too short to provide a valid result. ***2 The overall RIT score for this test is above the valid range. ***3 The overall RIT score for this test is below the valid range.

***4 The standard error for this test is below acceptable limits. ***5 The standard error for this test is above acceptable limits. ***6 The test has been identified as invalid. ***7 High level of rapid guessing has invalidated test.

Due to statistical unreliability, summary data for groups of less than 10 are not shown.

* This data is not available for reporting. Please refer to help and documentation for more information.

Lexile® is a trademark of MetaMetrics, Inc., and is registered in the United States and abroad.

Math: Math K-12

Growth: Math 6+ AK 2012 / AK Mathematics: 2012

Summary	
Total Students With Valid Growth Test Scores	19
Mean RIT	187.2
Standard Deviation	11.3
District Grade Level Mean RIT	*
Students At or Above District Grade Level Mean RIT	*
Norm Grade Level Mean RIT	214.7
Students At or Above Norm Grade Level Mean RIT	0

	Lo %ile < 21		LoAvg %ile 21-40		Avg %ile 41-60		HiAvg %ile 61-80		Hi %ile > 80		Mean RIT (+/- Smp Err)	Std Dev
	count	%	count	%	count	%	count	%	count	%		
Overall Performance												
Growth: Math 6+ AK 2012 / AK Mathematics: 2012	17	89%	1	5%	1	5%	0	0%	0	0%	185-187-190	11.3
Goal Area												
Operations and Algebraic Thinking	16	84%	2	11%	1	5%	0	0%	0	0%	191-193-195	9
The Real and Complex Number Systems	14	74%	4	21%	0	0%	1	5%	0	0%	185-189-192	15.4
Geometry	15	79%	3	16%	1	5%	0	0%	0	0%	186-189-192	13
Statistics and Probability	18	95%	1	5%	0	0%	0	0%	0	0%	174-177-181	16

Explanatory Notes

Tests shown in gray are excluded from summary statistics. Either the test occurred outside the testing window for a term, had an invalid score, or was a repeat test for a student within a term.

Test Invalidation Reasons: ***1 The test duration was too short to provide a valid result. ***2 The overall RIT score for this test is above the valid range. ***3 The overall RIT score for this test is below the valid range.

***4 The standard error for this test is below acceptable limits. ***5 The standard error for this test is above acceptable limits. ***6 The test has been identified as invalid. ***7 High level of rapid guessing has invalidated test.

Due to statistical unreliability, summary data for groups of less than 10 are not shown.

* This data is not available for reporting. Please refer to help and documentation for more information.

Lexile® is a trademark of MetaMetrics, Inc., and is registered in the United States and abroad.

Language Arts: Reading

Summary	
Total Students With Valid Growth Test Scores	19
Mean RIT	173.8
Standard Deviation	11.9
District Grade Level Mean RIT	*
Students At or Above District Grade Level Mean RIT	*
Norm Grade Level Mean RIT	210.2
Students At or Above Norm Grade Level Mean RIT	0

Overall Performance	Lo %ile < 21		LoAvg %ile 21-40		Avg %ile 41-60		HiAvg %ile 61-80		Hi %ile > 80		Mean RIT (+/- Smp Err)	Std Dev
	count	%	count	%	count	%	count	%	count	%		
Language Arts: Reading	19	100%	0	0%	0	0%	0	0%	0	0%	171-174-177	11.9

Explanatory Notes

Tests shown in gray are excluded from summary statistics. Either the test occurred outside the testing window for a term, had an invalid score, or was a repeat test for a student within a term.

Test Invalidation Reasons: ***1 The test duration was too short to provide a valid result. ***2 The overall RIT score for this test is above the valid range. ***3 The overall RIT score for this test is below the valid range.

***4 The standard error for this test is below acceptable limits. ***5 The standard error for this test is above acceptable limits. ***6 The test has been identified as invalid. ***7 High level of rapid guessing has invalidated test.

Due to statistical unreliability, summary data for groups of less than 10 are not shown.

* This data is not available for reporting. Please refer to help and documentation for more information.

Lexile® is a trademark of MetaMetrics, Inc., and is registered in the United States and abroad.



Grade Report

Grade 6

Term: Fall 2020-2021
District: Yupiit School District
School: AKIACHAK SCHOOL

Norms Reference Data: 2020 Norms.
Weeks of Instruction: 4 (Fall 2020)
Grouping: None
Small Group Display: No

Language Arts: Reading

Growth: Reading 6+ AK 2012 / AK English Language Arts: 2012

Summary	
Total Students With Valid Growth Test Scores	19
Mean RIT	173.8
Standard Deviation	11.9
District Grade Level Mean RIT	*
Students At or Above District Grade Level Mean RIT	*
Norm Grade Level Mean RIT	210.2
Students At or Above Norm Grade Level Mean RIT	0

	Lo %ile < 21		LoAvg %ile 21-40		Avg %ile 41-60		HiAvg %ile 61-80		Hi %ile > 80		Mean RIT (+/- Smp Err)	Std Dev
	count	%	count	%	count	%	count	%	count	%		
Overall Performance												
Growth: Reading 6+ AK 2012 / AK English Language Arts: 2012	19	100%	0	0%	0	0%	0	0%	0	0%	171-174-177	11.9
Goal Area												
Literature	18	95%	1	5%	0	0%	0	0%	0	0%	171-174-177	12.8
Informational Text	19	100%	0	0%	0	0%	0	0%	0	0%	170-173-175	10.1
Vocabulary Acquisition and Use	18	95%	1	5%	0	0%	0	0%	0	0%	171-174-178	15.3

Explanatory Notes

Tests shown in gray are excluded from summary statistics. Either the test occurred outside the testing window for a term, had an invalid score, or was a repeat test for a student within a term.

Test Invalidation Reasons: ***1 The test duration was too short to provide a valid result. ***2 The overall RIT score for this test is above the valid range. ***3 The overall RIT score for this test is below the valid range.

***4 The standard error for this test is below acceptable limits. ***5 The standard error for this test is above acceptable limits. ***6 The test has been identified as invalid. ***7 High level of rapid guessing has invalidated test.

Due to statistical unreliability, summary data for groups of less than 10 are not shown.

* This data is not available for reporting. Please refer to help and documentation for more information.

Lexile® is a trademark of MetaMetrics, Inc., and is registered in the United States and abroad.



Grade Report

Grade 7

Term: Fall 2020-2021
District: Yupitit School District
School: AKIACHAK SCHOOL

Norms Reference Data: 2020 Norms.
Weeks of Instruction: 4 (Fall 2020)
Grouping: None
Small Group Display: No

Math: Math K-12

Summary	
Total Students With Valid Growth Test Scores	10
Mean RIT	196.7
Standard Deviation	8.9
District Grade Level Mean RIT	*
Students At or Above District Grade Level Mean RIT	*
Norm Grade Level Mean RIT	220.2
Students At or Above Norm Grade Level Mean RIT	0

Overall Performance	Lo %ile < 21		LoAvg %ile 21-40		Avg %ile 41-60		HiAvg %ile 61-80		Hi %ile > 80		Mean RIT (+/- Smp Err)	Std Dev
	count	%	count	%	count	%	count	%	count	%		
Math: Math K-12	8	80%	2	20%	0	0%	0	0%	0	0%	194-197-200	8.9

Explanatory Notes

Tests shown in gray are excluded from summary statistics. Either the test occurred outside the testing window for a term, had an invalid score, or was a repeat test for a student within a term.

Test Invalidation Reasons: ***1 The test duration was too short to provide a valid result. ***2 The overall RIT score for this test is above the valid range. ***3 The overall RIT score for this test is below the valid range.

***4 The standard error for this test is below acceptable limits. ***5 The standard error for this test is above acceptable limits. ***6 The test has been identified as invalid. ***7 High level of rapid guessing has invalidated test.

Due to statistical unreliability, summary data for groups of less than 10 are not shown.

* This data is not available for reporting. Please refer to help and documentation for more information.

Lexile® is a trademark of MetaMetrics, Inc., and is registered in the United States and abroad.

Math: Math K-12

Growth: Math 6+ AK 2012 / AK Mathematics: 2012

Summary	
Total Students With Valid Growth Test Scores	10
Mean RIT	196.7
Standard Deviation	8.9
District Grade Level Mean RIT	*
Students At or Above District Grade Level Mean RIT	*
Norm Grade Level Mean RIT	220.2
Students At or Above Norm Grade Level Mean RIT	0

	Lo %ile < 21		LoAvg %ile 21-40		Avg %ile 41-60		HiAvg %ile 61-80		Hi %ile > 80		Mean RIT (+/- Smp Err)	Std Dev
	count	%	count	%	count	%	count	%	count	%		
Overall Performance												
Growth: Math 6+ AK 2012 / AK Mathematics: 2012	8	80%	2	20%	0	0%	0	0%	0	0%	194-197-200	8.9
Goal Area												
Operations and Algebraic Thinking	7	70%	1	10%	2	20%	0	0%	0	0%	198-202-205	11.1
The Real and Complex Number Systems	5	50%	5	50%	0	0%	0	0%	0	0%	199-202-206	10.7
Geometry	8	80%	2	20%	0	0%	0	0%	0	0%	189-193-197	11.9
Statistics and Probability	9	90%	1	10%	0	0%	0	0%	0	0%	186-190-194	13.5

Explanatory Notes

Tests shown in gray are excluded from summary statistics. Either the test occurred outside the testing window for a term, had an invalid score, or was a repeat test for a student within a term.

Test Invalidation Reasons: ***1 The test duration was too short to provide a valid result. ***2 The overall RIT score for this test is above the valid range. ***3 The overall RIT score for this test is below the valid range.

***4 The standard error for this test is below acceptable limits. ***5 The standard error for this test is above acceptable limits. ***6 The test has been identified as invalid. ***7 High level of rapid guessing has invalidated test.

Due to statistical unreliability, summary data for groups of less than 10 are not shown.

* This data is not available for reporting. Please refer to help and documentation for more information.

Lexile® is a trademark of MetaMetrics, Inc., and is registered in the United States and abroad.



Grade Report

Grade 7

Term: Fall 2020-2021
District: Yupitit School District
School: AKIACHAK SCHOOL

Norms Reference Data: 2020 Norms.
Weeks of Instruction: 4 (Fall 2020)
Grouping: None
Small Group Display: No

Language Arts: Reading

Summary	
Total Students With Valid Growth Test Scores	10
Mean RIT	190.7
Standard Deviation	12.7
District Grade Level Mean RIT	*
Students At or Above District Grade Level Mean RIT	*
Norm Grade Level Mean RIT	214.2
Students At or Above Norm Grade Level Mean RIT	0

Overall Performance	Lo %ile < 21		LoAvg %ile 21-40		Avg %ile 41-60		HiAvg %ile 61-80		Hi %ile > 80		Mean RIT (+/- Smp Err)	Std Dev
	count	%	count	%	count	%	count	%	count	%		
Language Arts: Reading	8	80%	2	20%	0	0%	0	0%	0	0%	186-191-195	12.7

Explanatory Notes

Tests shown in gray are excluded from summary statistics. Either the test occurred outside the testing window for a term, had an invalid score, or was a repeat test for a student within a term.

Test Invalidation Reasons: ***1 The test duration was too short to provide a valid result. ***2 The overall RIT score for this test is above the valid range. ***3 The overall RIT score for this test is below the valid range.

***4 The standard error for this test is below acceptable limits. ***5 The standard error for this test is above acceptable limits. ***6 The test has been identified as invalid. ***7 High level of rapid guessing has invalidated test.

Due to statistical unreliability, summary data for groups of less than 10 are not shown.

* This data is not available for reporting. Please refer to help and documentation for more information.

Lexile® is a trademark of MetaMetrics, Inc., and is registered in the United States and abroad.



Grade Report

Grade 7

Term: Fall 2020-2021
District: Yupiit School District
School: AKIACHAK SCHOOL

Norms Reference Data: 2020 Norms.
Weeks of Instruction: 4 (Fall 2020)
Grouping: None
Small Group Display: No

Language Arts: Reading

Growth: Reading 6+ AK 2012 / AK English Language Arts: 2012

Summary	
Total Students With Valid Growth Test Scores	10
Mean RIT	190.7
Standard Deviation	12.7
District Grade Level Mean RIT	*
Students At or Above District Grade Level Mean RIT	*
Norm Grade Level Mean RIT	214.2
Students At or Above Norm Grade Level Mean RIT	0

	Lo %ile < 21		LoAvg %ile 21-40		Avg %ile 41-60		HiAvg %ile 61-80		Hi %ile > 80		Mean RIT (+/- Smp Err)	Std Dev
	count	%	count	%	count	%	count	%	count	%		
Overall Performance												
Growth: Reading 6+ AK 2012 / AK English Language Arts: 2012	8	80%	2	20%	0	0%	0	0%	0	0%	186-191-195	12.7
Goal Area												
Literature	8	80%	1	10%	1	10%	0	0%	0	0%	184-189-194	14.8
Informational Text	8	80%	2	20%	0	0%	0	0%	0	0%	186-191-195	14.2
Vocabulary Acquisition and Use	7	70%	3	30%	0	0%	0	0%	0	0%	190-193-197	10.6

Explanatory Notes

Tests shown in gray are excluded from summary statistics. Either the test occurred outside the testing window for a term, had an invalid score, or was a repeat test for a student within a term.

Test Invalidation Reasons: ***1 The test duration was too short to provide a valid result. ***2 The overall RIT score for this test is above the valid range. ***3 The overall RIT score for this test is below the valid range.

***4 The standard error for this test is below acceptable limits. ***5 The standard error for this test is above acceptable limits. ***6 The test has been identified as invalid. ***7 High level of rapid guessing has invalidated test.

Due to statistical unreliability, summary data for groups of less than 10 are not shown.

* This data is not available for reporting. Please refer to help and documentation for more information.

Lexile® is a trademark of MetaMetrics, Inc., and is registered in the United States and abroad.

Math: Math K-12

Summary	
Total Students With Valid Growth Test Scores	15
Mean RIT	203.9
Standard Deviation	14.3
District Grade Level Mean RIT	*
Students At or Above District Grade Level Mean RIT	*
Norm Grade Level Mean RIT	224.9
Students At or Above Norm Grade Level Mean RIT	1

Overall Performance	Lo %ile < 21		LoAvg %ile 21-40		Avg %ile 41-60		HiAvg %ile 61-80		Hi %ile > 80		Mean RIT (+/- Smp Err)	Std Dev
	count	%	count	%	count	%	count	%	count	%		
Math: Math K-12	11	73%	2	13%	1	7%	1	7%	0	0%	200-204-208	14.3

Explanatory Notes

Tests shown in gray are excluded from summary statistics. Either the test occurred outside the testing window for a term, had an invalid score, or was a repeat test for a student within a term.

Test Invalidation Reasons: ***1 The test duration was too short to provide a valid result. ***2 The overall RIT score for this test is above the valid range. ***3 The overall RIT score for this test is below the valid range.

***4 The standard error for this test is below acceptable limits. ***5 The standard error for this test is above acceptable limits. ***6 The test has been identified as invalid. ***7 High level of rapid guessing has invalidated test.

Due to statistical unreliability, summary data for groups of less than 10 are not shown.

* This data is not available for reporting. Please refer to help and documentation for more information.

Lexile® is a trademark of MetaMetrics, Inc., and is registered in the United States and abroad.

Math: Math K-12

Growth: Math 6+ AK 2012 / AK Mathematics: 2012

Summary	
Total Students With Valid Growth Test Scores	15
Mean RIT	203.9
Standard Deviation	14.3
District Grade Level Mean RIT	*
Students At or Above District Grade Level Mean RIT	*
Norm Grade Level Mean RIT	224.9
Students At or Above Norm Grade Level Mean RIT	1

	Lo %ile < 21		LoAvg %ile 21-40		Avg %ile 41-60		HiAvg %ile 61-80		Hi %ile > 80		Mean RIT (+/- Smp Err)	Std Dev
	count	%	count	%	count	%	count	%	count	%		
Overall Performance												
Growth: Math 6+ AK 2012 / AK Mathematics: 2012	11	73%	2	13%	1	7%	1	7%	0	0%	200-204-208	14.3
Goal Area												
Operations and Algebraic Thinking	11	73%	2	13%	1	7%	1	7%	0	0%	199-204-209	17.4
The Real and Complex Number Systems	10	67%	1	7%	3	20%	1	7%	0	0%	201-206-210	16.2
Geometry	10	67%	3	20%	2	13%	0	0%	0	0%	202-205-208	10.4
Statistics and Probability	11	73%	2	13%	1	7%	1	7%	0	0%	196-201-205	17.8

Explanatory Notes

Tests shown in gray are excluded from summary statistics. Either the test occurred outside the testing window for a term, had an invalid score, or was a repeat test for a student within a term.

Test Invalidation Reasons: ***1 The test duration was too short to provide a valid result. ***2 The overall RIT score for this test is above the valid range. ***3 The overall RIT score for this test is below the valid range.

***4 The standard error for this test is below acceptable limits. ***5 The standard error for this test is above acceptable limits. ***6 The test has been identified as invalid. ***7 High level of rapid guessing has invalidated test.

Due to statistical unreliability, summary data for groups of less than 10 are not shown.

* This data is not available for reporting. Please refer to help and documentation for more information.

Lexile® is a trademark of MetaMetrics, Inc., and is registered in the United States and abroad.



Grade Report

Grade 8

Term: Fall 2020-2021
District: Yupit School District
School: AKIACHAK SCHOOL

Norms Reference Data: 2020 Norms.
Weeks of Instruction: 4 (Fall 2020)
Grouping: None
Small Group Display: No

Language Arts: Reading

Summary	
Total Students With Valid Growth Test Scores	15
Mean RIT	193.9
Standard Deviation	15.8
District Grade Level Mean RIT	*
Students At or Above District Grade Level Mean RIT	*
Norm Grade Level Mean RIT	218
Students At or Above Norm Grade Level Mean RIT	1

Overall Performance	Lo %ile < 21		LoAvg %ile 21-40		Avg %ile 41-60		HiAvg %ile 61-80		Hi %ile > 80		Mean RIT (+/- Smp Err)	Std Dev
	count	%	count	%	count	%	count	%	count	%		
Language Arts: Reading	12	80%	2	13%	0	0%	0	0%	1	7%	190-194-198	15.8

Explanatory Notes

Tests shown in gray are excluded from summary statistics. Either the test occurred outside the testing window for a term, had an invalid score, or was a repeat test for a student within a term.

Test Invalidation Reasons: ***1 The test duration was too short to provide a valid result. ***2 The overall RIT score for this test is above the valid range. ***3 The overall RIT score for this test is below the valid range.

***4 The standard error for this test is below acceptable limits. ***5 The standard error for this test is above acceptable limits. ***6 The test has been identified as invalid. ***7 High level of rapid guessing has invalidated test.

Due to statistical unreliability, summary data for groups of less than 10 are not shown.

* This data is not available for reporting. Please refer to help and documentation for more information.

Lexile® is a trademark of MetaMetrics, Inc., and is registered in the United States and abroad.



Grade Report

Grade 8

Term: Fall 2020-2021
 District: Yupiit School District
 School: AKIACHAK SCHOOL

Norms Reference Data: 2020 Norms.
 Weeks of Instruction: 4 (Fall 2020)
 Grouping: None
 Small Group Display: No

Language Arts: Reading

Growth: Reading 6+ AK 2012 / AK English Language Arts: 2012

Summary	
Total Students With Valid Growth Test Scores	15
Mean RIT	193.9
Standard Deviation	15.8
District Grade Level Mean RIT	*
Students At or Above District Grade Level Mean RIT	*
Norm Grade Level Mean RIT	218
Students At or Above Norm Grade Level Mean RIT	1

	Lo %ile < 21		LoAvg %ile 21-40		Avg %ile 41-60		HiAvg %ile 61-80		Hi %ile > 80		Mean RIT (+/- Smp Err)	Std Dev
	count	%	count	%	count	%	count	%	count	%		
Overall Performance												
Growth: Reading 6+ AK 2012 / AK English Language Arts: 2012	12	80%	2	13%	0	0%	0	0%	1	7%	190-194-198	15.8
Goal Area												
Literature	13	87%	1	7%	0	0%	0	0%	1	7%	187-191-196	16
Informational Text	13	87%	1	7%	0	0%	1	7%	0	0%	190-194-198	14
Vocabulary Acquisition and Use	11	73%	1	7%	2	13%	0	0%	1	7%	191-196-201	18.6

Explanatory Notes

Tests shown in gray are excluded from summary statistics. Either the test occurred outside the testing window for a term, had an invalid score, or was a repeat test for a student within a term.

Test Invalidation Reasons: ***1 The test duration was too short to provide a valid result. ***2 The overall RIT score for this test is above the valid range. ***3 The overall RIT score for this test is below the valid range.

***4 The standard error for this test is below acceptable limits. ***5 The standard error for this test is above acceptable limits. ***6 The test has been identified as invalid. ***7 High level of rapid guessing has invalidated test.

Due to statistical unreliability, summary data for groups of less than 10 are not shown.

* This data is not available for reporting. Please refer to help and documentation for more information.

Lexile® is a trademark of MetaMetrics, Inc., and is registered in the United States and abroad.



Grade Report

Grade 9

Term: Fall 2020-2021
District: Yupitit School District
School: AKIACHAK SCHOOL

Norms Reference Data: 2020 Norms.
Weeks of Instruction: 4 (Fall 2020)
Grouping: None
Small Group Display: No

Math: Math K-12

Summary	
Total Students With Valid Growth Test Scores	7
Mean RIT	*
Standard Deviation	*
District Grade Level Mean RIT	*
Students At or Above District Grade Level Mean RIT	*
Norm Grade Level Mean RIT	226.4
Students At or Above Norm Grade Level Mean RIT	*

Overall Performance	Lo %ile < 21		LoAvg %ile 21-40		Avg %ile 41-60		HiAvg %ile 61-80		Hi %ile > 80		Mean RIT (+/- Smp Err)	Std Dev
	count	%	count	%	count	%	count	%	count	%		
Math: Math K-12	6	86%	1	14%	0	0%	0	0%	0	0%	*	*

Explanatory Notes

Tests shown in gray are excluded from summary statistics. Either the test occurred outside the testing window for a term, had an invalid score, or was a repeat test for a student within a term.

Test Invalidation Reasons: ***1 The test duration was too short to provide a valid result. ***2 The overall RIT score for this test is above the valid range. ***3 The overall RIT score for this test is below the valid range.

***4 The standard error for this test is below acceptable limits. ***5 The standard error for this test is above acceptable limits. ***6 The test has been identified as invalid. ***7 High level of rapid guessing has invalidated test.

Due to statistical unreliability, summary data for groups of less than 10 are not shown.

* This data is not available for reporting. Please refer to help and documentation for more information.

Lexile® is a trademark of MetaMetrics, Inc., and is registered in the United States and abroad.

Math: Math K-12

Growth: Math 6+ AK 2012 / AK Mathematics: 2012

Summary	
Total Students With Valid Growth Test Scores	7
Mean RIT	*
Standard Deviation	*
District Grade Level Mean RIT	*
Students At or Above District Grade Level Mean RIT	*
Norm Grade Level Mean RIT	226.4
Students At or Above Norm Grade Level Mean RIT	*

	Lo %ile < 21		LoAvg %ile 21-40		Avg %ile 41-60		HiAvg %ile 61-80		Hi %ile > 80		Mean RIT (+/- Smp Err)	Std Dev
	count	%	count	%	count	%	count	%	count	%		
Overall Performance												
Growth: Math 6+ AK 2012 / AK Mathematics: 2012	6	86%	1	14%	0	0%	0	0%	0	0%	*	*
Goal Area												
Operations and Algebraic Thinking	7	100%	0	0%	0	0%	0	0%	0	0%	*	*
The Real and Complex Number Systems	6	86%	1	14%	0	0%	0	0%	0	0%	*	*
Geometry	6	86%	1	14%	0	0%	0	0%	0	0%	*	*
Statistics and Probability	4	57%	3	43%	0	0%	0	0%	0	0%	*	*

Explanatory Notes

Tests shown in gray are excluded from summary statistics. Either the test occurred outside the testing window for a term, had an invalid score, or was a repeat test for a student within a term.

Test Invalidation Reasons: ***1 The test duration was too short to provide a valid result. ***2 The overall RIT score for this test is above the valid range. ***3 The overall RIT score for this test is below the valid range.

***4 The standard error for this test is below acceptable limits. ***5 The standard error for this test is above acceptable limits. ***6 The test has been identified as invalid. ***7 High level of rapid guessing has invalidated test.

Due to statistical unreliability, summary data for groups of less than 10 are not shown.

* This data is not available for reporting. Please refer to help and documentation for more information.

Lexile® is a trademark of MetaMetrics, Inc., and is registered in the United States and abroad.



Grade Report

Grade 9

Term: Fall 2020-2021
District: Yupit School District
School: AKIACHAK SCHOOL

Norms Reference Data: 2020 Norms.
Weeks of Instruction: 4 (Fall 2020)
Grouping: None
Small Group Display: No

Language Arts: Reading

Summary	
Total Students With Valid Growth Test Scores	9
Mean RIT	*
Standard Deviation	*
District Grade Level Mean RIT	*
Students At or Above District Grade Level Mean RIT	*
Norm Grade Level Mean RIT	218.9
Students At or Above Norm Grade Level Mean RIT	*

Overall Performance	Lo %ile < 21		LoAvg %ile 21-40		Avg %ile 41-60		HiAvg %ile 61-80		Hi %ile > 80		Mean RIT (+/- Smp Err)	Std Dev
	count	%	count	%	count	%	count	%	count	%		
Language Arts: Reading	9	100%	0	0%	0	0%	0	0%	0	0%	*	*

Explanatory Notes

Tests shown in gray are excluded from summary statistics. Either the test occurred outside the testing window for a term, had an invalid score, or was a repeat test for a student within a term.

Test Invalidation Reasons: ***1 The test duration was too short to provide a valid result. ***2 The overall RIT score for this test is above the valid range. ***3 The overall RIT score for this test is below the valid range.

***4 The standard error for this test is below acceptable limits. ***5 The standard error for this test is above acceptable limits. ***6 The test has been identified as invalid. ***7 High level of rapid guessing has invalidated test.

Due to statistical unreliability, summary data for groups of less than 10 are not shown.

* This data is not available for reporting. Please refer to help and documentation for more information.

Lexile® is a trademark of MetaMetrics, Inc., and is registered in the United States and abroad.

Language Arts: Reading

Growth: Reading 6+ AK 2012 / AK English Language Arts: 2012

Summary	
Total Students With Valid Growth Test Scores	9
Mean RIT	*
Standard Deviation	*
District Grade Level Mean RIT	*
Students At or Above District Grade Level Mean RIT	*
Norm Grade Level Mean RIT	218.9
Students At or Above Norm Grade Level Mean RIT	*

	Lo %ile < 21		LoAvg %ile 21-40		Avg %ile 41-60		HiAvg %ile 61-80		Hi %ile > 80		Mean RIT (+/- Smp Err)	Std Dev
	count	%	count	%	count	%	count	%	count	%		
Overall Performance												
Growth: Reading 6+ AK 2012 / AK English Language Arts: 2012	9	100%	0	0%	0	0%	0	0%	0	0%	*	*
Goal Area												
Literature	8	89%	1	11%	0	0%	0	0%	0	0%	*	*
Informational Text	9	100%	0	0%	0	0%	0	0%	0	0%	*	*
Vocabulary Acquisition and Use	7	78%	2	22%	0	0%	0	0%	0	0%	*	*

Explanatory Notes

Tests shown in gray are excluded from summary statistics. Either the test occurred outside the testing window for a term, had an invalid score, or was a repeat test for a student within a term.

Test Invalidation Reasons: ***1 The test duration was too short to provide a valid result. ***2 The overall RIT score for this test is above the valid range. ***3 The overall RIT score for this test is below the valid range.

***4 The standard error for this test is below acceptable limits. ***5 The standard error for this test is above acceptable limits. ***6 The test has been identified as invalid. ***7 High level of rapid guessing has invalidated test.

Due to statistical unreliability, summary data for groups of less than 10 are not shown.

* This data is not available for reporting. Please refer to help and documentation for more information.

Lexile® is a trademark of MetaMetrics, Inc., and is registered in the United States and abroad.



Grade Report

Grade 10

Term: Fall 2020-2021
District: Yupitit School District
School: AKIACHAK SCHOOL

Norms Reference Data: 2020 Norms.
Weeks of Instruction: 4 (Fall 2020)
Grouping: None
Small Group Display: No

Math: Math K-12

Summary	
Total Students With Valid Growth Test Scores	15
Mean RIT	203.3
Standard Deviation	16.9
District Grade Level Mean RIT	*
Students At or Above District Grade Level Mean RIT	*
Norm Grade Level Mean RIT	229.1
Students At or Above Norm Grade Level Mean RIT	1

Overall Performance	Lo %ile < 21		LoAvg %ile 21-40		Avg %ile 41-60		HiAvg %ile 61-80		Hi %ile > 80		Mean RIT (+/- Smp Err)	Std Dev
	count	%	count	%	count	%	count	%	count	%		
Math: Math K-12	11	73%	2	13%	1	7%	1	7%	0	0%	199-203-208	16.9

Explanatory Notes

Tests shown in gray are excluded from summary statistics. Either the test occurred outside the testing window for a term, had an invalid score, or was a repeat test for a student within a term.

Test Invalidation Reasons: ***1 The test duration was too short to provide a valid result. ***2 The overall RIT score for this test is above the valid range. ***3 The overall RIT score for this test is below the valid range.

***4 The standard error for this test is below acceptable limits. ***5 The standard error for this test is above acceptable limits. ***6 The test has been identified as invalid. ***7 High level of rapid guessing has invalidated test.

Due to statistical unreliability, summary data for groups of less than 10 are not shown.

* This data is not available for reporting. Please refer to help and documentation for more information.

Lexile® is a trademark of MetaMetrics, Inc., and is registered in the United States and abroad.

Math: Math K-12

Growth: Math 6+ AK 2012 / AK Mathematics: 2012

Summary	
Total Students With Valid Growth Test Scores	15
Mean RIT	203.3
Standard Deviation	16.9
District Grade Level Mean RIT	*
Students At or Above District Grade Level Mean RIT	*
Norm Grade Level Mean RIT	229.1
Students At or Above Norm Grade Level Mean RIT	1

	Lo %ile < 21		LoAvg %ile 21-40		Avg %ile 41-60		HiAvg %ile 61-80		Hi %ile > 80		Mean RIT (+/- Smp Err)	Std Dev
	count	%	count	%	count	%	count	%	count	%		
Overall Performance												
Growth: Math 6+ AK 2012 / AK Mathematics: 2012	11	73%	2	13%	1	7%	1	7%	0	0%	199-203-208	16.9
Goal Area												
Operations and Algebraic Thinking	10	67%	3	20%	1	7%	1	7%	0	0%	199-204-209	18.7
The Real and Complex Number Systems	11	73%	2	13%	0	0%	2	13%	0	0%	199-204-209	20.1
Geometry	11	73%	3	20%	0	0%	1	7%	0	0%	198-202-206	16.1
Statistics and Probability	12	80%	0	0%	3	20%	0	0%	0	0%	198-203-208	18.1

Explanatory Notes

Tests shown in gray are excluded from summary statistics. Either the test occurred outside the testing window for a term, had an invalid score, or was a repeat test for a student within a term.

Test Invalidation Reasons: ***1 The test duration was too short to provide a valid result. ***2 The overall RIT score for this test is above the valid range. ***3 The overall RIT score for this test is below the valid range.

***4 The standard error for this test is below acceptable limits. ***5 The standard error for this test is above acceptable limits. ***6 The test has been identified as invalid. ***7 High level of rapid guessing has invalidated test.

Due to statistical unreliability, summary data for groups of less than 10 are not shown.

* This data is not available for reporting. Please refer to help and documentation for more information.

Lexile® is a trademark of MetaMetrics, Inc., and is registered in the United States and abroad.



Grade Report

Grade 10

Term: Fall 2020-2021
District: Yupit School District
School: AKIACHAK SCHOOL

Norms Reference Data: 2020 Norms.
Weeks of Instruction: 4 (Fall 2020)
Grouping: None
Small Group Display: No

Language Arts: Reading

Summary	
Total Students With Valid Growth Test Scores	16
Mean RIT	197.7
Standard Deviation	12
District Grade Level Mean RIT	*
Students At or Above District Grade Level Mean RIT	*
Norm Grade Level Mean RIT	221.5
Students At or Above Norm Grade Level Mean RIT	0

Overall Performance	Lo %ile < 21		LoAvg %ile 21-40		Avg %ile 41-60		HiAvg %ile 61-80		Hi %ile > 80		Mean RIT (+/- Smp Err)	Std Dev
	count	%	count	%	count	%	count	%	count	%		
Language Arts: Reading	13	81%	2	13%	1	6%	0	0%	0	0%	195-198-201	12

Explanatory Notes

Tests shown in gray are excluded from summary statistics. Either the test occurred outside the testing window for a term, had an invalid score, or was a repeat test for a student within a term.

Test Invalidation Reasons: ***1 The test duration was too short to provide a valid result. ***2 The overall RIT score for this test is above the valid range. ***3 The overall RIT score for this test is below the valid range.

***4 The standard error for this test is below acceptable limits. ***5 The standard error for this test is above acceptable limits. ***6 The test has been identified as invalid. ***7 High level of rapid guessing has invalidated test.

Due to statistical unreliability, summary data for groups of less than 10 are not shown.

* This data is not available for reporting. Please refer to help and documentation for more information.

Lexile® is a trademark of MetaMetrics, Inc., and is registered in the United States and abroad.

Language Arts: Reading

Growth: Reading 6+ AK 2012 / AK English Language Arts: 2012

Summary	
Total Students With Valid Growth Test Scores	16
Mean RIT	197.7
Standard Deviation	12
District Grade Level Mean RIT	*
Students At or Above District Grade Level Mean RIT	*
Norm Grade Level Mean RIT	221.5
Students At or Above Norm Grade Level Mean RIT	0

	Lo %ile < 21		LoAvg %ile 21-40		Avg %ile 41-60		HiAvg %ile 61-80		Hi %ile > 80		Mean RIT (+/- Smp Err)	Std Dev
	count	%	count	%	count	%	count	%	count	%		
Overall Performance												
Growth: Reading 6+ AK 2012 / AK English Language Arts: 2012	13	81%	2	13%	1	6%	0	0%	0	0%	195-198-201	12
Goal Area												
Literature	12	75%	3	19%	1	6%	0	0%	0	0%	192-196-199	14.1
Informational Text	10	63%	6	38%	0	0%	0	0%	0	0%	196-199-203	12.9
Vocabulary Acquisition and Use	13	81%	2	13%	1	6%	0	0%	0	0%	195-198-201	11.9

Explanatory Notes

Tests shown in gray are excluded from summary statistics. Either the test occurred outside the testing window for a term, had an invalid score, or was a repeat test for a student within a term.

Test Invalidation Reasons: ***1 The test duration was too short to provide a valid result. ***2 The overall RIT score for this test is above the valid range. ***3 The overall RIT score for this test is below the valid range.

***4 The standard error for this test is below acceptable limits. ***5 The standard error for this test is above acceptable limits. ***6 The test has been identified as invalid. ***7 High level of rapid guessing has invalidated test.

Due to statistical unreliability, summary data for groups of less than 10 are not shown.

* This data is not available for reporting. Please refer to help and documentation for more information.

Lexile® is a trademark of MetaMetrics, Inc., and is registered in the United States and abroad.

Yupiit School District

Box 51190 • Akiachak, AK 99551 • Phone (907) 825-3600 • Fax (877) 825-2404 • www.yupiit.org



Date: December 17, 2020
To: Regional School Board
From: John Stackhouse, Acting Superintendent
Re: Action Item B

The AIMS Web/Maps Data for Akiak School is presented for your information.



Students

Groups

Manage

Scores and Skills Plan

ArlicaqSchoolAKI, Grade 1, Early Numeracy, Fall '20-21

Roster: ArlicaqSchoolAKI ✕

Grade: 1

Battery: Early Numeracy

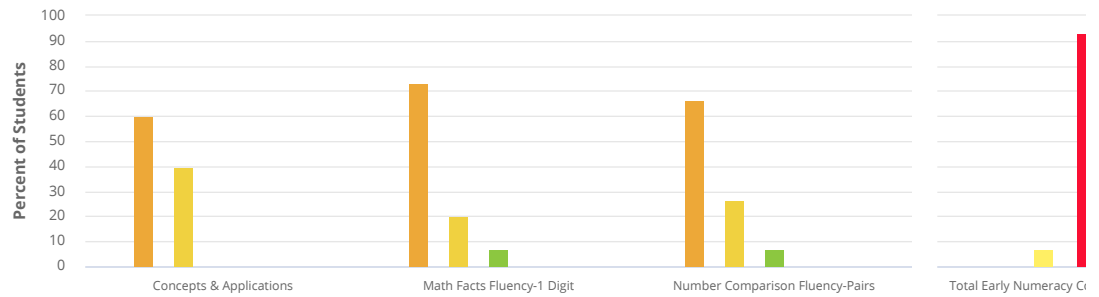
School Year: '20-21

Period: Fall

Target: Account (30 %ile)

[View / Refresh](#)

Early Numeracy Summary



Level	Concepts & Applications		Math Facts Fluency-1 Digit		Number Comparison Fluency-Pairs		Total Early Numeracy Composite	
	# of Students	% of Students	# of Students	% of Students	# of Students	% of Students	# of Students	% of Students
Well Below Average	9	60%	11	73.3%	10	66.7%	0	0%
Below Average	6	40%	3	20%	4	26.7%	1	6.7%
Average	0	0%	1	6.7%	1	6.7%	14	93%
Above Average	0	0%	0	0%	0	0%	0	0%
Well Above Average	0	0%	0	0%	0	0%	0	0%
School Median Percentile	8		8		4		4	

What do these early numeracy scores mean?

The data above show the overall early numeracy performance of this group based on Fall benchmark testing.

The left portion of the bar graph shows the percentage of students in the five performance levels (see key below) for each measure. The national percentages for each performance level are also provided for comparison.

- 10% Well Below Average
- 15% Below Average
- 49% Average
- 15% Above Average
- 10% Well Above Average

The right portion of the bar graph shows the percentage of students in each of the five performance levels and in each of categories based on their Early Numeracy Composite scores. To describe the likelihood that students will achieve year-end performance based on their current scores.

The tables show both the student percentages and the actual students in each of the five performance levels and in each of categories (see key below). The group's median percentiles for and for the Early Numeracy Composite are also shown. Each compared to the national median percentile of 50.

- High Risk (< 50% chance)
- Moderate Risk (50% to 80% chance)
- Low Risk (> 80% chance)

School Growth

Growth scores cannot be computed because they require data from two seasons. This group has been tested in only one season this year.



Students

Groups

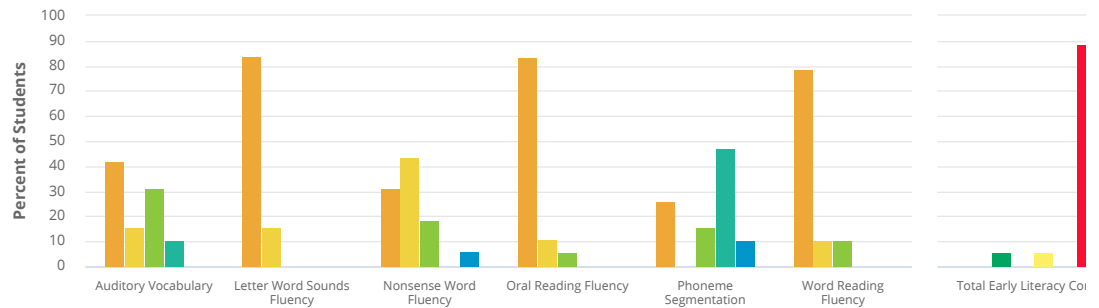
Manage

Scores and Skills Plan

ArlicaqSchoolAKI, Grade 1, Early Literacy, Fall '20-21

Roster: ArlicaqSchoolAKI *
 Grade: 1
 Battery: Early Literacy
 School Year: '20-21
 Period: Fall
 Target: Account (30 %ile)
 View / Refresh

Early Literacy Summary



Level	Auditory Vocabulary		Letter Word Sounds Fluency		Nonsense Word Fluency		Oral Reading Fluency		Phoneme Segmentation		Word Reading Fluency	
	# of Students	% of Students	# of Students	% of Students	# of Students	% of Students	# of Students	% of Students	# of Students	% of Students	# of Students	% of Students
Well Below Average	8	42.1%	16	84.2%	5	31.3%	15	83.3%	5	26.3%	15	78.9%
Below Average	3	15.8%	3	15.8%	7	43.8%	2	11.1%	0	0%	2	10.5%
Average	6	31.6%	0	0%	3	18.8%	1	5.6%	3	15.8%	2	10.5%
Above Average	2	10.5%	0	0%	0	0%	0	0%	9	47.4%	0	0%
Well Above Average	0	0%	0	0%	1	6.3%	0	0%	2	10.5%	0	0%
School Median Percentile	14		4		19		5		77		7	

Total Early Literacy Composite	
# of Students	% of Students
1	5.1%
1	5.1%
16	88%
5	

What do these early literacy scores mean?

The data above show the overall early literacy performance of this group based on Fall benchmark testing.

The left portion of the bar graph shows the percentage of students in the five performance levels (see key below) for each measure. The national percentages for each performance level are also provided for comparison.

- 10% Well Below Average
- 15% Below Average
- 49% Average
- 15% Above Average
- 10% Well Above Average

The right portion of the bar graph shows the percentage of students based on their Early Literacy Composite scores. The describe the likelihood that students will achieve year-end performance based on their current scores.

The tables show both the student percentages and the actual students in each of the five performance levels and in each of categories (see key below). The group's median percentiles for and for the Early Literacy Composite are also shown. Each performance compared to the national median percentile of 50.

- High Risk (< 50% chance)
- Moderate Risk (50% to 80% chance)
- Low Risk (> 80% chance)

School Growth

Growth scores cannot be computed because they require data from two seasons. This group has been tested in only one season this year.



Students

Groups

Manage

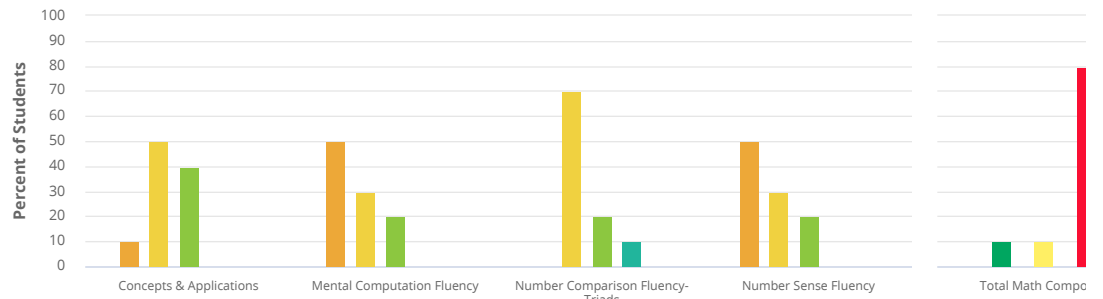
Scores and Skills Plan

ArlicaqSchoolAKI, Grade 2, Math, Fall '20-21

Roster: ArlicaqSchoolAKI *
 Grade: 2
 Battery: Math
 School Year: '20-21
 Period: Fall
 Target: Account (30 %ile)

View / Refresh

Math Summary



	Concepts & Applications		Mental Computation Fluency		Number Comparison Fluency-Triads		Number Sense Fluency		Total Math Composite	
Level	# of Students	% of Students	# of Students	% of Students	# of Students	% of Students	# of Students	% of Students	# of Students	% of Students
Well Below Average	1	10%	5	50%	0	0%	5	50%	1	10%
Below Average	5	50%	3	30%	7	70%	3	30%	1	10%
Average	4	40%	2	20%	2	20%	2	20%	8	80%
Above Average	0	0%	0	0%	1	10%	0	0%		
Well Above Average	0	0%	0	0%	0	0%	0	0%		
School Median Percentile	12		12		14		11		11	

What do these math scores mean?

The data above show the overall math performance of this group based on Fall benchmark testing.

The left portion of the bar graph shows the percentage of students in the five performance levels (see key below) for each measure. The national percentages for each performance level are also provided for comparison.

- 10% Well Below Average
- 15% Below Average
- 49% Average
- 15% Above Average
- 10% Well Above Average

The right portion of the bar graph shows the percentage of students in each of the five performance levels and in each of the five performance levels and in each of the five performance levels based on their Math Composite scores. The risk category likelihood that students will achieve year-end performance goals is also shown.

The tables show both the student percentages and the actual students in each of the five performance levels and in each of the five performance levels and in each of the five performance levels based on their Math Composite scores. The group's median percentiles for each performance level and for the Math Composite are also shown. Each percentile is compared to the national median percentile of 50.

- High Risk (< 50% chance)
- Moderate Risk (50% to 80% chance)
- Low Risk (> 80% chance)

School Growth

Growth scores cannot be computed because they require data from two seasons. This group has been tested in only one season this year.



Students

Groups

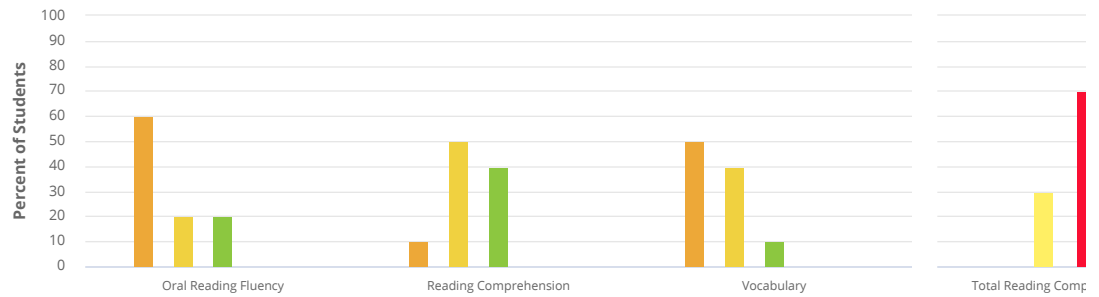
Manage

Scores and Skills Plan

ArlicaqSchoolAKI, Grade 2, Reading, Fall '20-21

Roster: ArlicaqSchoolAKI *
 Grade: 2
 Battery: Reading
 School Year: '20-21
 Period: Fall
 Target: Account (30 %ile)
 View / Refresh

Reading Summary



Level	Oral Reading Fluency		Reading Comprehension		Vocabulary		Total Reading Composite	
	# of Students	% of Students	# of Students	% of Students	# of Students	% of Students	# of Students	% of Students
Well Below Average	6	60%	1	10%	5	50%	0	0%
Below Average	2	20%	5	50%	4	40%	3	30%
Average	2	20%	4	40%	1	10%	7	70%
Above Average	0	0%	0	0%	0	0%	0	0%
Well Above Average	0	0%	0	0%	0	0%	0	0%
School Median Percentile	9		21		11		8	

What do these reading scores mean?

The data above show the overall reading performance of this group based on Fall benchmark testing.

The left portion of the bar graph shows the percentage of students in the five performance levels (see key below) for each measure. The national percentages for each performance level are also provided for comparison.

- 10% Well Below Average
- 15% Below Average
- 49% Average
- 15% Above Average
- 10% Well Above Average

The right portion of the bar graph shows the percentage of students in each risk category based on their Reading Composite scores. The risk category indicates the likelihood that students will achieve year-end performance goals based on their current scores.

The tables show both the student percentages and the actual students in each of the five performance levels and in each of the risk categories (see key below). The group's median percentiles for Oral Reading Fluency, Reading Comprehension, Vocabulary, and for the Reading Composite are also shown. Each percentile is compared to the national median percentile of 50.

- High Risk (< 50% chance)
- Moderate Risk (50% to 80% chance)
- Low Risk (> 80% chance)

School Growth

Growth scores cannot be computed because they require data from two seasons. This group has been tested in only one season this year.



Students

Groups

Manage

Scores and Skills Plan

ArlicaqSchoolAKI, Grade 3, Math, Fall '20-21

Roster: ArlicaqSchoolAKI ✕

Grade: 3

Battery: Math

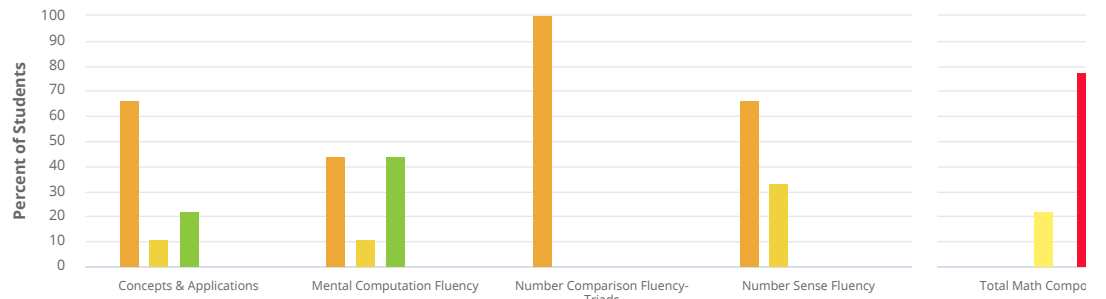
School Year: '20-21

Period: Fall

Target: Account (30 %ile)

[View / Refresh](#)

Math Summary



Level	Concepts & Applications		Mental Computation Fluency		Number Comparison Fluency-Triads		Number Sense Fluency		Total Math Composite	
	# of Students	% of Students	# of Students	% of Students	# of Students	% of Students	# of Students	% of Students	# of Students	% of Students
Well Below Average	6	66.7%	4	44.4%	9	100%	6	66.7%	0	0%
Below Average	1	11.1%	1	11.1%	0	0%	3	33.3%	2	22.2%
Average	2	22.2%	4	44.4%	0	0%	0	0%	7	77.8%
Above Average	0	0%	0	0%	0	0%	0	0%	0	0%
Well Above Average	0	0%	0	0%	0	0%	0	0%	0	0%
School Median Percentile	9		22		3		4		6	

What do these math scores mean?

The data above show the overall math performance of this group based on Fall benchmark testing.

The left portion of the bar graph shows the percentage of students in the five performance levels (see key below) for each measure. The national percentages for each performance level are also provided for comparison.

- 10% Well Below Average
- 15% Below Average
- 49% Average
- 15% Above Average
- 10% Well Above Average

The right portion of the bar graph shows the percentage of students in each of the five performance levels and in each of the categories based on their Math Composite scores. The risk category likelihood that students will achieve year-end performance goals is also shown.

The tables show both the student percentages and the actual students in each of the five performance levels and in each of the categories based on their Math Composite scores. The group's median percentiles for each measure and for the Math Composite are also shown. Each percentile is compared to the national median percentile of 50.

- High Risk (< 50% chance)
- Moderate Risk (50% to 80% chance)
- Low Risk (> 80% chance)

School Growth

Growth scores cannot be computed because they require data from two seasons. This group has been tested in only one season this year.



Students

Groups

Manage

Scores and Skills Plan

ArlicaqSchoolAKI, Grade 3, Reading, Fall '20-21

Roster: ArlicaqSchoolAKI ✕

Grade: 3

Battery: Reading

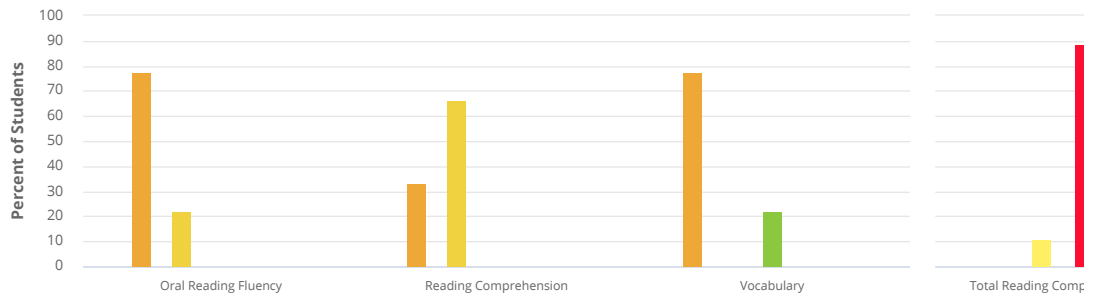
School Year: '20-21

Period: Fall

Target: Account (30 %ile)

[View / Refresh](#)

Reading Summary



Level	Oral Reading Fluency		Reading Comprehension		Vocabulary		Total Reading Composite	
	# of Students	% of Students	# of Students	% of Students	# of Students	% of Students	# of Students	% of Students
Well Below Average	7	77.8%	3	33.3%	7	77.8%	0	0%
Below Average	2	22.2%	6	66.7%	0	0%	1	11%
Average	0	0%	0	0%	2	22.2%	8	88%
Above Average	0	0%	0	0%	0	0%	0	0%
Well Above Average	0	0%	0	0%	0	0%	0	0%
School Median Percentile	2		18		6		2	

What do these reading scores mean?

The data above show the overall reading performance of this group based on Fall benchmark testing.

The left portion of the bar graph shows the percentage of students in the five performance levels (see key below) for each measure. The national percentages for each performance level are also provided for comparison.

- 10% Well Below Average
- 15% Below Average
- 49% Average
- 15% Above Average
- 10% Well Above Average

The right portion of the bar graph shows the percentage of students in each risk category based on their Reading Composite scores. The risk category indicates the likelihood that students will achieve year-end performance at or above their current scores.

The tables show both the student percentages and the actual students in each of the five performance levels and in each of the risk categories (see key below). The group's median percentiles for Oral Reading Fluency, Reading Comprehension, and Vocabulary are also shown. Each percentile is compared to the national median percentile of 50.

- High Risk (< 50% chance)
- Moderate Risk (50% to 80% chance)
- Low Risk (> 80% chance)

School Growth

Growth scores cannot be computed because they require data from two seasons. This group has been tested in only one season this year.



Students

Groups

Manage

Scores and Skills Plan

ArlicaqSchoolAKI, Grade 4, Math, Fall '20-21

Roster: ArlicaqSchoolAKI ✕

Grade: 4

Battery: Math

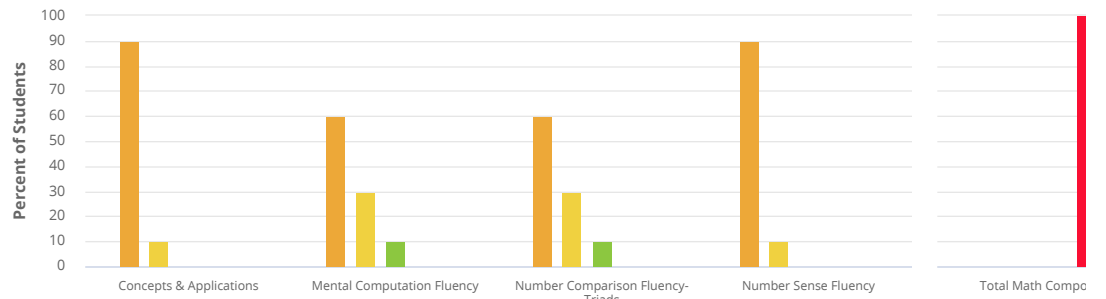
School Year: '20-21

Period: Fall

Target: Account (30 %ile)

[View / Refresh](#)

Math Summary



Level	Concepts & Applications		Mental Computation Fluency		Number Comparison Fluency-Triads		Number Sense Fluency		Total Math Compos	
	# of Students	% of Students	# of Students	% of Students	# of Students	% of Students	# of Students	% of Students	# of Students	% of Students
Well Below Average	9	90%	6	60%	6	60%	9	90%	0	0%
Below Average	1	10%	3	30%	3	30%	1	10%	0	0%
Average	0	0%	1	10%	1	10%	0	0%	0	0%
Above Average	0	0%	0	0%	0	0%	0	0%	10	100%
Well Above Average	0	0%	0	0%	0	0%	0	0%	0	0%
School Median Percentile	3		8		4		7		3	

What do these math scores mean?

The data above show the overall math performance of this group based on Fall benchmark testing.

The left portion of the bar graph shows the percentage of students in the five performance levels (see key below) for each measure. The national percentages for each performance level are also provided for comparison.

- 10% Well Below Average
- 15% Below Average
- 49% Average
- 15% Above Average
- 10% Well Above Average

The right portion of the bar graph shows the percentage of students in each category based on their Math Composite scores. The risk category likelihood that students will achieve year-end performance goals is also shown.

The tables show both the student percentages and the actual students in each of the five performance levels and in each of the categories (see key below). The group's median percentiles for each category and for the Math Composite are also shown. Each percentile is compared to the national median percentile of 50.

- High Risk (< 50% chance)
- Moderate Risk (50% to 80% chance)
- Low Risk (> 80% chance)

School Growth

Growth scores cannot be computed because they require data from two seasons. This group has been tested in only one season this year.



Students

Groups

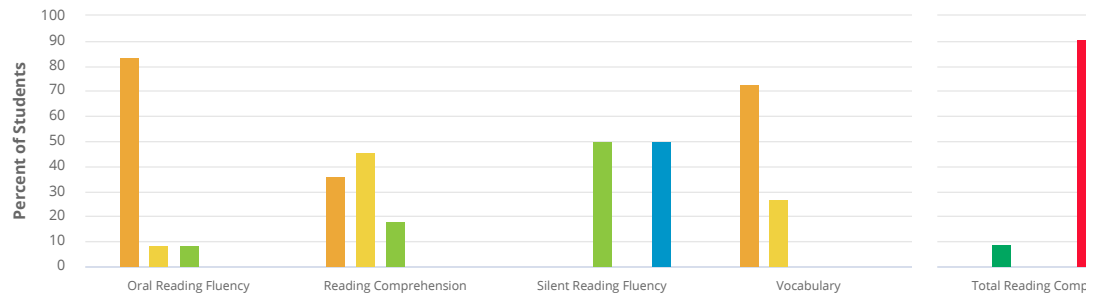
Manage

Scores and Skills Plan

ArlicaqSchoolAKI, Grade 4, Reading, Fall '20-21

Roster: ArlicaqSchoolAKI *
 Grade: 4
 Battery: Reading
 School Year: '20-21
 Period: Fall
 Target: Account (30 %ile)
 View / Refresh

Reading Summary



Level	Oral Reading Fluency		Reading Comprehension		Silent Reading Fluency		Vocabulary		Total Reading Composite	
	# of Students	% of Students	# of Students	% of Students	# of Students	% of Students	# of Students	% of Students	# of Students	% of Students
Well Below Average	10	83.3%	4	36.4%	0	0%	8	72.7%	1	9.1%
Below Average	1	8.3%	5	45.5%	0	0%	3	27.3%	0	0%
Average	1	8.3%	2	18.2%	1	50%	0	0%	10	90.9%
Above Average	0	0%	0	0%	0	0%	0	0%	0	0%
Well Above Average	0	0%	0	0%	1	50%	0	0%	0	0%
School Median Percentile	3		13		78		5		3	

What do these reading scores mean?

The data above show the overall reading performance of this group based on Fall benchmark testing.

The left portion of the bar graph shows the percentage of students in the five performance levels (see key below) for each measure. The national percentages for each performance level are also provided for comparison.

- 10% Well Below Average
- 15% Below Average
- 49% Average
- 15% Above Average
- 10% Well Above Average

The right portion of the bar graph shows the percentage of students in each of the five performance levels based on their Reading Composite scores. The risk category shows the likelihood that students will achieve year-end performance based on their current scores.

The tables show both the student percentages and the actual students in each of the five performance levels and in each of categories (see key below). The group's median percentiles for Oral Reading Fluency and for the Reading Composite are also shown. Each percent compared to the national median percentile of 50.

- High Risk (< 50% chance)
- Moderate Risk (50% to 80% chance)
- Low Risk (> 80% chance)

School Growth

Growth scores cannot be computed because they require data from two seasons. This group has been tested in only one season this year.



Students

Groups

Manage

Scores and Skills Plan

ArlicaqSchoolAKI, Grade K, Early Numeracy, Fall '20-21

Roster: ArlicaqSchoolAKI ✕

Grade: K

Battery: Early Numeracy

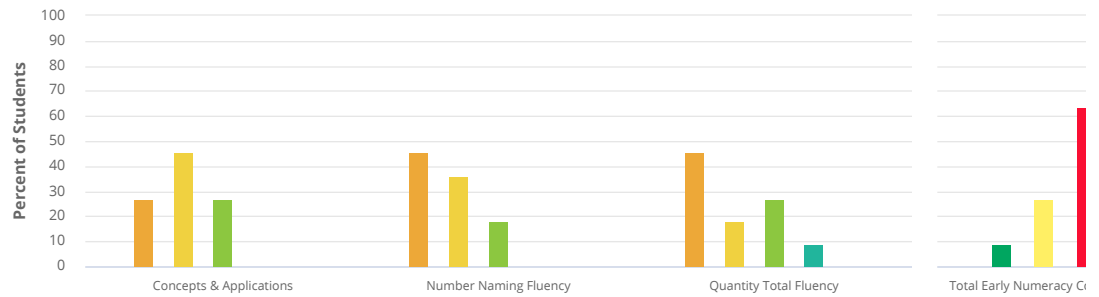
School Year: '20-21

Period: Fall

Target: Account (30 %ile)

[View / Refresh](#)

Early Numeracy Summary



Level	Concepts & Applications		Number Naming Fluency		Quantity Total Fluency		Total Early Numeracy Composite	
	# of Students	% of Students	# of Students	% of Students	# of Students	% of Students	# of Students	% of Students
Well Below Average	3	27.3%	5	45.5%	5	45.5%	1	9.1%
Below Average	5	45.5%	4	36.4%	2	18.2%	3	27.3%
Average	3	27.3%	2	18.2%	3	27.3%	7	63.6%
Above Average	0	0%	0	0%	1	9.1%		
Well Above Average	0	0%	0	0%	0	0%		
School Median Percentile	17		13		18		12	

What do these early numeracy scores mean?

The data above show the overall early numeracy performance of this group based on Fall benchmark testing.

The left portion of the bar graph shows the percentage of students in the five performance levels (see key below) for each measure. The national percentages for each performance level are also provided for comparison.

- 10% Well Below Average
- 15% Below Average
- 49% Average
- 15% Above Average
- 10% Well Above Average

The right portion of the bar graph shows the percentage of students in each category based on their Early Numeracy Composite scores. This describes the likelihood that students will achieve year-end performance based on their current scores.

The tables show both the student percentages and the actual students in each of the five performance levels and in each of categories (see key below). The group's median percentiles for and for the Early Numeracy Composite are also shown. Each compared to the national median percentile of 50.

- High Risk (< 50% chance)
- Moderate Risk (50% to 80% chance)
- Low Risk (> 80% chance)

School Growth

Growth scores cannot be computed because they require data from two seasons. This group has been tested in only one season this year.



Students

Groups

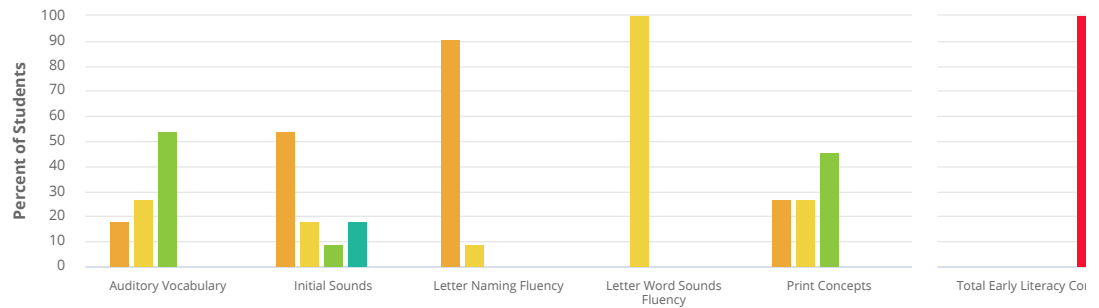
Manage

Scores and Skills Plan

ArlicaqSchoolAKI, Grade K, Early Literacy, Fall '20-21

Roster: ArlicaqSchoolAKI *
 Grade: K
 Battery: Early Literacy
 School Year: '20-21
 Period: Fall
 Target: Account (30 %ile)
 View / Refresh

Early Literacy Summary



	Auditory Vocabulary		Initial Sounds		Letter Naming Fluency		Letter Word Sounds Fluency		Print Concepts		Total Early Literacy Composite	
Level	# of Students	% of Students	# of Students	% of Students	# of Students	% of Students	# of Students	% of Students	# of Students	% of Students	# of Students	% of Students
Well Below Average	2	18.2%	6	54.5%	10	90.9%	0	0%	3	27.3%	0	0%
Below Average	3	27.3%	2	18.2%	1	9.1%	11	100%	3	27.3%	0	0%
Average	6	54.5%	1	9.1%	0	0%	0	0%	5	45.5%	0	0%
Above Average	0	0%	2	18.2%	0	0%	0	0%	0	0%	11	100%
Well Above Average	0	0%	0	0%	0	0%	0	0%	0	0%	0	0%
School Median Percentile	29		8		6		11		15		6	

What do these early literacy scores mean?

The data above show the overall early literacy performance of this group based on Fall benchmark testing.

The left portion of the bar graph shows the percentage of students in the five performance levels (see key below) for each measure. The national percentages for each performance level are also provided for comparison.

- 10% Well Below Average
- 15% Below Average
- 49% Average
- 15% Above Average
- 10% Well Above Average

The right portion of the bar graph shows the percentage of students based on their Early Literacy Composite scores. The bars describe the likelihood that students will achieve year-end performance based on their current scores.

The tables show both the student percentages and the actual students in each of the five performance levels and in each of the categories (see key below). The group's median percentiles for each measure and for the Early Literacy Composite are also shown. Each percentile is compared to the national median percentile of 50.

- High Risk (< 50% chance)
- Moderate Risk (50% to 80% chance)
- Low Risk (> 80% chance)

School Growth

Growth scores cannot be computed because they require data from two seasons. This group has been tested in only one season this year.



Grade Report

Grade 5

Term: Fall 2020-2021
District: Yupiit School District
School: AKIAK SCHOOL

Norms Reference Data: 2020 Norms.
Weeks of Instruction: 4 (Fall 2020)
Grouping: None
Small Group Display: No

Math: Math K-12

Summary	
Total Students With Valid Growth Test Scores	8
Mean RIT	*
Standard Deviation	*
District Grade Level Mean RIT	*
Students At or Above District Grade Level Mean RIT	*
Norm Grade Level Mean RIT	209.1
Students At or Above Norm Grade Level Mean RIT	*

Overall Performance	Lo %ile < 21		LoAvg %ile 21-40		Avg %ile 41-60		HiAvg %ile 61-80		Hi %ile > 80		Mean RIT (+/- Smp Err)	Std Dev
	count	%	count	%	count	%	count	%	count	%		
Math: Math K-12	6	75%	2	25%	0	0%	0	0%	0	0%	*	*

Explanatory Notes

Tests shown in gray are excluded from summary statistics. Either the test occurred outside the testing window for a term, had an invalid score, or was a repeat test for a student within a term.

Test Invalidation Reasons: ***1 The test duration was too short to provide a valid result. ***2 The overall RIT score for this test is above the valid range. ***3 The overall RIT score for this test is below the valid range.

***4 The standard error for this test is below acceptable limits. ***5 The standard error for this test is above acceptable limits. ***6 The test has been identified as invalid. ***7 High level of rapid guessing has invalidated test.

Due to statistical unreliability, summary data for groups of less than 10 are not shown.

* This data is not available for reporting. Please refer to help and documentation for more information.

Lexile® is a trademark of MetaMetrics, Inc., and is registered in the United States and abroad.

Math: Math K-12

Growth: Math 2-5 AK 2012 / AK Mathematics: 2012

Summary	
Total Students With Valid Growth Test Scores	8
Mean RIT	*
Standard Deviation	*
District Grade Level Mean RIT	*
Students At or Above District Grade Level Mean RIT	*
Norm Grade Level Mean RIT	209.1
Students At or Above Norm Grade Level Mean RIT	*

	Lo %ile < 21		LoAvg %ile 21-40		Avg %ile 41-60		HiAvg %ile 61-80		Hi %ile > 80		Mean RIT (+/- Smp Err)	Std Dev
	count	%	count	%	count	%	count	%	count	%		
Overall Performance												
Growth: Math 2-5 AK 2012 / AK Mathematics: 2012	6	75%	2	25%	0	0%	0	0%	0	0%	*	*
Goal Area												
Operations and Algebraic Thinking	6	75%	0	0%	2	25%	0	0%	0	0%	*	*
Number and Operations	6	75%	1	13%	1	13%	0	0%	0	0%	*	*
Measurement and Data	6	75%	2	25%	0	0%	0	0%	0	0%	*	*
Geometry	6	75%	2	25%	0	0%	0	0%	0	0%	*	*

Explanatory Notes

Tests shown in gray are excluded from summary statistics. Either the test occurred outside the testing window for a term, had an invalid score, or was a repeat test for a student within a term.

Test Invalidation Reasons: ***1 The test duration was too short to provide a valid result. ***2 The overall RIT score for this test is above the valid range. ***3 The overall RIT score for this test is below the valid range.

***4 The standard error for this test is below acceptable limits. ***5 The standard error for this test is above acceptable limits. ***6 The test has been identified as invalid. ***7 High level of rapid guessing has invalidated test.

Due to statistical unreliability, summary data for groups of less than 10 are not shown.

* This data is not available for reporting. Please refer to help and documentation for more information.

Lexile® is a trademark of MetaMetrics, Inc., and is registered in the United States and abroad.



Grade Report

Grade 5

Term: Fall 2020-2021
District: Yupitit School District
School: AKIAK SCHOOL

Norms Reference Data: 2020 Norms.
Weeks of Instruction: 4 (Fall 2020)
Grouping: None
Small Group Display: No

Language Arts: Reading

Summary	
Total Students With Valid Growth Test Scores	10
Mean RIT	181.2
Standard Deviation	15.2
District Grade Level Mean RIT	*
Students At or Above District Grade Level Mean RIT	*
Norm Grade Level Mean RIT	204.5
Students At or Above Norm Grade Level Mean RIT	1

Overall Performance	Lo %ile < 21		LoAvg %ile 21-40		Avg %ile 41-60		HiAvg %ile 61-80		Hi %ile > 80		Mean RIT (+/- Smp Err)	Std Dev
	count	%	count	%	count	%	count	%	count	%		
Language Arts: Reading	8	80%	1	10%	1	10%	0	0%	0	0%	176-181-186	15.2

Explanatory Notes

Tests shown in gray are excluded from summary statistics. Either the test occurred outside the testing window for a term, had an invalid score, or was a repeat test for a student within a term.

Test Invalidation Reasons: ***1 The test duration was too short to provide a valid result. ***2 The overall RIT score for this test is above the valid range. ***3 The overall RIT score for this test is below the valid range.

***4 The standard error for this test is below acceptable limits. ***5 The standard error for this test is above acceptable limits. ***6 The test has been identified as invalid. ***7 High level of rapid guessing has invalidated test.

Due to statistical unreliability, summary data for groups of less than 10 are not shown.

* This data is not available for reporting. Please refer to help and documentation for more information.

Lexile® is a trademark of MetaMetrics, Inc., and is registered in the United States and abroad.

Language Arts: Reading

Growth: Reading 2-5 AK 2012 / AK English Language Arts: 2012

Summary	
Total Students With Valid Growth Test Scores	10
Mean RIT	181.2
Standard Deviation	15.2
District Grade Level Mean RIT	*
Students At or Above District Grade Level Mean RIT	*
Norm Grade Level Mean RIT	204.5
Students At or Above Norm Grade Level Mean RIT	1

	Lo %ile < 21		LoAvg %ile 21-40		Avg %ile 41-60		HiAvg %ile 61-80		Hi %ile > 80		Mean RIT (+/- Smp Err)	Std Dev
	count	%	count	%	count	%	count	%	count	%		
Overall Performance												
Growth: Reading 2-5 AK 2012 / AK English Language Arts: 2012	8	80%	1	10%	1	10%	0	0%	0	0%	176-181-186	15.2
Goal Area												
Literature	9	90%	0	0%	1	10%	0	0%	0	0%	174-178-183	14
Informational Text	8	80%	0	0%	2	20%	0	0%	0	0%	177-182-187	14.8
Vocabulary Acquisition and Use	6	60%	2	20%	2	20%	0	0%	0	0%	177-183-190	20.1

Explanatory Notes

Tests shown in gray are excluded from summary statistics. Either the test occurred outside the testing window for a term, had an invalid score, or was a repeat test for a student within a term.

Test Invalidation Reasons: ***1 The test duration was too short to provide a valid result. ***2 The overall RIT score for this test is above the valid range. ***3 The overall RIT score for this test is below the valid range.

***4 The standard error for this test is below acceptable limits. ***5 The standard error for this test is above acceptable limits. ***6 The test has been identified as invalid. ***7 High level of rapid guessing has invalidated test.

Due to statistical unreliability, summary data for groups of less than 10 are not shown.

* This data is not available for reporting. Please refer to help and documentation for more information.

Lexile® is a trademark of MetaMetrics, Inc., and is registered in the United States and abroad.

Math: Math K-12

Summary	
Total Students With Valid Growth Test Scores	6
Mean RIT	*
Standard Deviation	*
District Grade Level Mean RIT	*
Students At or Above District Grade Level Mean RIT	*
Norm Grade Level Mean RIT	214.7
Students At or Above Norm Grade Level Mean RIT	*

Overall Performance	Lo %ile < 21		LoAvg %ile 21-40		Avg %ile 41-60		HiAvg %ile 61-80		Hi %ile > 80		Mean RIT (+/- Smp Err)	Std Dev
	count	%	count	%	count	%	count	%	count	%		
Math: Math K-12	6	100%	0	0%	0	0%	0	0%	0	0%	*	*

Explanatory Notes

Tests shown in gray are excluded from summary statistics. Either the test occurred outside the testing window for a term, had an invalid score, or was a repeat test for a student within a term.

Test Invalidation Reasons: ***1 The test duration was too short to provide a valid result. ***2 The overall RIT score for this test is above the valid range. ***3 The overall RIT score for this test is below the valid range.

***4 The standard error for this test is below acceptable limits. ***5 The standard error for this test is above acceptable limits. ***6 The test has been identified as invalid. ***7 High level of rapid guessing has invalidated test.

Due to statistical unreliability, summary data for groups of less than 10 are not shown.

* This data is not available for reporting. Please refer to help and documentation for more information.

Lexile® is a trademark of MetaMetrics, Inc., and is registered in the United States and abroad.

Math: Math K-12

Growth: Math 6+ AK 2012 / AK Mathematics: 2012

Summary	
Total Students With Valid Growth Test Scores	6
Mean RIT	*
Standard Deviation	*
District Grade Level Mean RIT	*
Students At or Above District Grade Level Mean RIT	*
Norm Grade Level Mean RIT	214.7
Students At or Above Norm Grade Level Mean RIT	*

	Lo %ile < 21		LoAvg %ile 21-40		Avg %ile 41-60		HiAvg %ile 61-80		Hi %ile > 80		Mean RIT (+/- Smp Err)	Std Dev
	count	%	count	%	count	%	count	%	count	%		
Overall Performance												
Growth: Math 6+ AK 2012 / AK Mathematics: 2012	6	100%	0	0%	0	0%	0	0%	0	0%	*	*
Goal Area												
Operations and Algebraic Thinking	4	67%	2	33%	0	0%	0	0%	0	0%	*	*
The Real and Complex Number Systems	5	83%	1	17%	0	0%	0	0%	0	0%	*	*
Geometry	6	100%	0	0%	0	0%	0	0%	0	0%	*	*
Statistics and Probability	6	100%	0	0%	0	0%	0	0%	0	0%	*	*

Explanatory Notes

Tests shown in gray are excluded from summary statistics. Either the test occurred outside the testing window for a term, had an invalid score, or was a repeat test for a student within a term.

Test Invalidation Reasons: ***1 The test duration was too short to provide a valid result. ***2 The overall RIT score for this test is above the valid range. ***3 The overall RIT score for this test is below the valid range.

***4 The standard error for this test is below acceptable limits. ***5 The standard error for this test is above acceptable limits. ***6 The test has been identified as invalid. ***7 High level of rapid guessing has invalidated test.

Due to statistical unreliability, summary data for groups of less than 10 are not shown.

* This data is not available for reporting. Please refer to help and documentation for more information.

Lexile® is a trademark of MetaMetrics, Inc., and is registered in the United States and abroad.



Grade Report

Grade 6

Term: Fall 2020-2021
District: Yupitit School District
School: AKIAK SCHOOL

Norms Reference Data: 2020 Norms.
Weeks of Instruction: 4 (Fall 2020)
Grouping: None
Small Group Display: No

Language Arts: Reading

Summary	
Total Students With Valid Growth Test Scores	5
Mean RIT	*
Standard Deviation	*
District Grade Level Mean RIT	*
Students At or Above District Grade Level Mean RIT	*
Norm Grade Level Mean RIT	210.2
Students At or Above Norm Grade Level Mean RIT	*

Overall Performance	Lo %ile < 21		LoAvg %ile 21-40		Avg %ile 41-60		HiAvg %ile 61-80		Hi %ile > 80		Mean RIT (+/- Smp Err)	Std Dev
	count	%	count	%	count	%	count	%	count	%		
Language Arts: Reading	5	100%	0	0%	0	0%	0	0%	0	0%	*	*

Explanatory Notes

Tests shown in gray are excluded from summary statistics. Either the test occurred outside the testing window for a term, had an invalid score, or was a repeat test for a student within a term.

Test Invalidation Reasons: ***1 The test duration was too short to provide a valid result. ***2 The overall RIT score for this test is above the valid range. ***3 The overall RIT score for this test is below the valid range.

***4 The standard error for this test is below acceptable limits. ***5 The standard error for this test is above acceptable limits. ***6 The test has been identified as invalid. ***7 High level of rapid guessing has invalidated test.

Due to statistical unreliability, summary data for groups of less than 10 are not shown.

* This data is not available for reporting. Please refer to help and documentation for more information.

Lexile® is a trademark of MetaMetrics, Inc., and is registered in the United States and abroad.

Language Arts: Reading

Growth: Reading 6+ AK 2012 / AK English Language Arts: 2012

Summary	
Total Students With Valid Growth Test Scores	5
Mean RIT	*
Standard Deviation	*
District Grade Level Mean RIT	*
Students At or Above District Grade Level Mean RIT	*
Norm Grade Level Mean RIT	210.2
Students At or Above Norm Grade Level Mean RIT	*

	Lo %ile < 21		LoAvg %ile 21-40		Avg %ile 41-60		HiAvg %ile 61-80		Hi %ile > 80		Mean RIT (+/- Smp Err)	Std Dev
	count	%	count	%	count	%	count	%	count	%		
Overall Performance												
Growth: Reading 6+ AK 2012 / AK English Language Arts: 2012	5	100%	0	0%	0	0%	0	0%	0	0%	*	*
Goal Area												
Literature	5	100%	0	0%	0	0%	0	0%	0	0%	*	*
Informational Text	4	80%	1	20%	0	0%	0	0%	0	0%	*	*
Vocabulary Acquisition and Use	5	100%	0	0%	0	0%	0	0%	0	0%	*	*

Explanatory Notes

Tests shown in gray are excluded from summary statistics. Either the test occurred outside the testing window for a term, had an invalid score, or was a repeat test for a student within a term.

Test Invalidation Reasons: ***1 The test duration was too short to provide a valid result. ***2 The overall RIT score for this test is above the valid range. ***3 The overall RIT score for this test is below the valid range.

***4 The standard error for this test is below acceptable limits. ***5 The standard error for this test is above acceptable limits. ***6 The test has been identified as invalid. ***7 High level of rapid guessing has invalidated test.

Due to statistical unreliability, summary data for groups of less than 10 are not shown.

* This data is not available for reporting. Please refer to help and documentation for more information.

Lexile® is a trademark of MetaMetrics, Inc., and is registered in the United States and abroad.

Math: Math K-12

Summary	
Total Students With Valid Growth Test Scores	8
Mean RIT	*
Standard Deviation	*
District Grade Level Mean RIT	*
Students At or Above District Grade Level Mean RIT	*
Norm Grade Level Mean RIT	220.2
Students At or Above Norm Grade Level Mean RIT	*

Overall Performance	Lo %ile < 21		LoAvg %ile 21-40		Avg %ile 41-60		HiAvg %ile 61-80		Hi %ile > 80		Mean RIT (+/- Smp Err)	Std Dev
	count	%	count	%	count	%	count	%	count	%		
Math: Math K-12	6	75%	2	25%	0	0%	0	0%	0	0%	*	*

Explanatory Notes

Tests shown in gray are excluded from summary statistics. Either the test occurred outside the testing window for a term, had an invalid score, or was a repeat test for a student within a term.

Test Invalidation Reasons: ***1 The test duration was too short to provide a valid result. ***2 The overall RIT score for this test is above the valid range. ***3 The overall RIT score for this test is below the valid range.

***4 The standard error for this test is below acceptable limits. ***5 The standard error for this test is above acceptable limits. ***6 The test has been identified as invalid. ***7 High level of rapid guessing has invalidated test.

Due to statistical unreliability, summary data for groups of less than 10 are not shown.

* This data is not available for reporting. Please refer to help and documentation for more information.

Lexile® is a trademark of MetaMetrics, Inc., and is registered in the United States and abroad.

Math: Math K-12

Growth: Math 6+ AK 2012 / AK Mathematics: 2012

Summary	
Total Students With Valid Growth Test Scores	8
Mean RIT	*
Standard Deviation	*
District Grade Level Mean RIT	*
Students At or Above District Grade Level Mean RIT	*
Norm Grade Level Mean RIT	220.2
Students At or Above Norm Grade Level Mean RIT	*

	Lo %ile < 21		LoAvg %ile 21-40		Avg %ile 41-60		HiAvg %ile 61-80		Hi %ile > 80		Mean RIT (+/- Smp Err)	Std Dev
	count	%	count	%	count	%	count	%	count	%		
Overall Performance												
Growth: Math 6+ AK 2012 / AK Mathematics: 2012	6	75%	2	25%	0	0%	0	0%	0	0%	*	*
Goal Area												
Operations and Algebraic Thinking	5	63%	2	25%	1	13%	0	0%	0	0%	*	*
The Real and Complex Number Systems	7	88%	1	13%	0	0%	0	0%	0	0%	*	*
Geometry	7	88%	0	0%	1	13%	0	0%	0	0%	*	*
Statistics and Probability	6	75%	2	25%	0	0%	0	0%	0	0%	*	*

Explanatory Notes

Tests shown in gray are excluded from summary statistics. Either the test occurred outside the testing window for a term, had an invalid score, or was a repeat test for a student within a term.

Test Invalidation Reasons: ***1 The test duration was too short to provide a valid result. ***2 The overall RIT score for this test is above the valid range. ***3 The overall RIT score for this test is below the valid range.

***4 The standard error for this test is below acceptable limits. ***5 The standard error for this test is above acceptable limits. ***6 The test has been identified as invalid. ***7 High level of rapid guessing has invalidated test.

Due to statistical unreliability, summary data for groups of less than 10 are not shown.

* This data is not available for reporting. Please refer to help and documentation for more information.

Lexile® is a trademark of MetaMetrics, Inc., and is registered in the United States and abroad.

Language Arts: Reading

Summary	
Total Students With Valid Growth Test Scores	8
Mean RIT	*
Standard Deviation	*
District Grade Level Mean RIT	*
Students At or Above District Grade Level Mean RIT	*
Norm Grade Level Mean RIT	214.2
Students At or Above Norm Grade Level Mean RIT	*

Overall Performance	Lo %ile < 21		LoAvg %ile 21-40		Avg %ile 41-60		HiAvg %ile 61-80		Hi %ile > 80		Mean RIT (+/- Smp Err)	Std Dev
	count	%	count	%	count	%	count	%	count	%		
Language Arts: Reading	5	63%	2	25%	1	13%	0	0%	0	0%	*	*

Explanatory Notes

Tests shown in gray are excluded from summary statistics. Either the test occurred outside the testing window for a term, had an invalid score, or was a repeat test for a student within a term.

Test Invalidation Reasons: ***1 The test duration was too short to provide a valid result. ***2 The overall RIT score for this test is above the valid range. ***3 The overall RIT score for this test is below the valid range.

***4 The standard error for this test is below acceptable limits. ***5 The standard error for this test is above acceptable limits. ***6 The test has been identified as invalid. ***7 High level of rapid guessing has invalidated test.

Due to statistical unreliability, summary data for groups of less than 10 are not shown.

* This data is not available for reporting. Please refer to help and documentation for more information.

Lexile® is a trademark of MetaMetrics, Inc., and is registered in the United States and abroad.

Language Arts: Reading

Growth: Reading 6+ AK 2012 / AK English Language Arts: 2012

Summary	
Total Students With Valid Growth Test Scores	8
Mean RIT	*
Standard Deviation	*
District Grade Level Mean RIT	*
Students At or Above District Grade Level Mean RIT	*
Norm Grade Level Mean RIT	214.2
Students At or Above Norm Grade Level Mean RIT	*

	Lo %ile < 21		LoAvg %ile 21-40		Avg %ile 41-60		HiAvg %ile 61-80		Hi %ile > 80		Mean RIT (+/- Smp Err)	Std Dev
	count	%	count	%	count	%	count	%	count	%		
Overall Performance												
Growth: Reading 6+ AK 2012 / AK English Language Arts: 2012	5	63%	2	25%	1	13%	0	0%	0	0%	*	*
Goal Area												
Literature	4	50%	3	38%	1	13%	0	0%	0	0%	*	*
Informational Text	4	50%	4	50%	0	0%	0	0%	0	0%	*	*
Vocabulary Acquisition and Use	5	63%	2	25%	0	0%	1	13%	0	0%	*	*

Explanatory Notes

Tests shown in gray are excluded from summary statistics. Either the test occurred outside the testing window for a term, had an invalid score, or was a repeat test for a student within a term.

Test Invalidation Reasons: ***1 The test duration was too short to provide a valid result. ***2 The overall RIT score for this test is above the valid range. ***3 The overall RIT score for this test is below the valid range.

***4 The standard error for this test is below acceptable limits. ***5 The standard error for this test is above acceptable limits. ***6 The test has been identified as invalid. ***7 High level of rapid guessing has invalidated test.

Due to statistical unreliability, summary data for groups of less than 10 are not shown.

* This data is not available for reporting. Please refer to help and documentation for more information.

Lexile® is a trademark of MetaMetrics, Inc., and is registered in the United States and abroad.

Math: Math K-12

Summary	
Total Students With Valid Growth Test Scores	7
Mean RIT	*
Standard Deviation	*
District Grade Level Mean RIT	*
Students At or Above District Grade Level Mean RIT	*
Norm Grade Level Mean RIT	224.9
Students At or Above Norm Grade Level Mean RIT	*

Overall Performance	Lo %ile < 21		LoAvg %ile 21-40		Avg %ile 41-60		HiAvg %ile 61-80		Hi %ile > 80		Mean RIT (+/- Smp Err)	Std Dev
	count	%	count	%	count	%	count	%	count	%		
Math: Math K-12	5	71%	2	29%	0	0%	0	0%	0	0%	*	*

Explanatory Notes

Tests shown in gray are excluded from summary statistics. Either the test occurred outside the testing window for a term, had an invalid score, or was a repeat test for a student within a term.

Test Invalidation Reasons: ***1 The test duration was too short to provide a valid result. ***2 The overall RIT score for this test is above the valid range. ***3 The overall RIT score for this test is below the valid range.

***4 The standard error for this test is below acceptable limits. ***5 The standard error for this test is above acceptable limits. ***6 The test has been identified as invalid. ***7 High level of rapid guessing has invalidated test.

Due to statistical unreliability, summary data for groups of less than 10 are not shown.

* This data is not available for reporting. Please refer to help and documentation for more information.

Lexile® is a trademark of MetaMetrics, Inc., and is registered in the United States and abroad.

Math: Math K-12

Growth: Math 6+ AK 2012 / AK Mathematics: 2012

Summary	
Total Students With Valid Growth Test Scores	7
Mean RIT	*
Standard Deviation	*
District Grade Level Mean RIT	*
Students At or Above District Grade Level Mean RIT	*
Norm Grade Level Mean RIT	224.9
Students At or Above Norm Grade Level Mean RIT	*

	Lo %ile < 21		LoAvg %ile 21-40		Avg %ile 41-60		HiAvg %ile 61-80		Hi %ile > 80		Mean RIT (+/- Smp Err)	Std Dev
	count	%	count	%	count	%	count	%	count	%		
Overall Performance												
Growth: Math 6+ AK 2012 / AK Mathematics: 2012	5	71%	2	29%	0	0%	0	0%	0	0%	*	*
Goal Area												
Operations and Algebraic Thinking	6	86%	1	14%	0	0%	0	0%	0	0%	*	*
The Real and Complex Number Systems	4	57%	3	43%	0	0%	0	0%	0	0%	*	*
Geometry	4	57%	2	29%	1	14%	0	0%	0	0%	*	*
Statistics and Probability	5	71%	2	29%	0	0%	0	0%	0	0%	*	*

Explanatory Notes

Tests shown in gray are excluded from summary statistics. Either the test occurred outside the testing window for a term, had an invalid score, or was a repeat test for a student within a term.

Test Invalidation Reasons: ***1 The test duration was too short to provide a valid result. ***2 The overall RIT score for this test is above the valid range. ***3 The overall RIT score for this test is below the valid range.

***4 The standard error for this test is below acceptable limits. ***5 The standard error for this test is above acceptable limits. ***6 The test has been identified as invalid. ***7 High level of rapid guessing has invalidated test.

Due to statistical unreliability, summary data for groups of less than 10 are not shown.

* This data is not available for reporting. Please refer to help and documentation for more information.

Lexile® is a trademark of MetaMetrics, Inc., and is registered in the United States and abroad.

Language Arts: Reading

Summary	
Total Students With Valid Growth Test Scores	7
Mean RIT	*
Standard Deviation	*
District Grade Level Mean RIT	*
Students At or Above District Grade Level Mean RIT	*
Norm Grade Level Mean RIT	218
Students At or Above Norm Grade Level Mean RIT	*

	Lo %ile < 21		LoAvg %ile 21-40		Avg %ile 41-60		HiAvg %ile 61-80		Hi %ile > 80		Mean RIT (+/- Smp Err)	Std Dev
	count	%	count	%	count	%	count	%	count	%		
Overall Performance												
Language Arts: Reading	5	71%	1	14%	1	14%	0	0%	0	0%	*	*

Explanatory Notes

Tests shown in gray are excluded from summary statistics. Either the test occurred outside the testing window for a term, had an invalid score, or was a repeat test for a student within a term.

Test Invalidation Reasons: ***1 The test duration was too short to provide a valid result. ***2 The overall RIT score for this test is above the valid range. ***3 The overall RIT score for this test is below the valid range.

***4 The standard error for this test is below acceptable limits. ***5 The standard error for this test is above acceptable limits. ***6 The test has been identified as invalid. ***7 High level of rapid guessing has invalidated test.

Due to statistical unreliability, summary data for groups of less than 10 are not shown.

* This data is not available for reporting. Please refer to help and documentation for more information.

Lexile® is a trademark of MetaMetrics, Inc., and is registered in the United States and abroad.

Language Arts: Reading

Growth: Reading 6+ AK 2012 / AK English Language Arts: 2012

Summary	
Total Students With Valid Growth Test Scores	7
Mean RIT	*
Standard Deviation	*
District Grade Level Mean RIT	*
Students At or Above District Grade Level Mean RIT	*
Norm Grade Level Mean RIT	218
Students At or Above Norm Grade Level Mean RIT	*

	Lo %ile < 21		LoAvg %ile 21-40		Avg %ile 41-60		HiAvg %ile 61-80		Hi %ile > 80		Mean RIT (+/- Smp Err)	Std Dev
	count	%	count	%	count	%	count	%	count	%		
Overall Performance												
Growth: Reading 6+ AK 2012 / AK English Language Arts: 2012	5	71%	1	14%	1	14%	0	0%	0	0%	*	*
Goal Area												
Literature	5	71%	2	29%	0	0%	0	0%	0	0%	*	*
Informational Text	5	71%	1	14%	1	14%	0	0%	0	0%	*	*
Vocabulary Acquisition and Use	5	71%	1	14%	1	14%	0	0%	0	0%	*	*

Explanatory Notes

Tests shown in gray are excluded from summary statistics. Either the test occurred outside the testing window for a term, had an invalid score, or was a repeat test for a student within a term.

Test Invalidation Reasons: ***1 The test duration was too short to provide a valid result. ***2 The overall RIT score for this test is above the valid range. ***3 The overall RIT score for this test is below the valid range.

***4 The standard error for this test is below acceptable limits. ***5 The standard error for this test is above acceptable limits. ***6 The test has been identified as invalid. ***7 High level of rapid guessing has invalidated test.

Due to statistical unreliability, summary data for groups of less than 10 are not shown.

* This data is not available for reporting. Please refer to help and documentation for more information.

Lexile® is a trademark of MetaMetrics, Inc., and is registered in the United States and abroad.

Math: Math K-12

Summary	
Total Students With Valid Growth Test Scores	6
Mean RIT	*
Standard Deviation	*
District Grade Level Mean RIT	*
Students At or Above District Grade Level Mean RIT	*
Norm Grade Level Mean RIT	226.4
Students At or Above Norm Grade Level Mean RIT	*

Overall Performance	Lo %ile < 21		LoAvg %ile 21-40		Avg %ile 41-60		HiAvg %ile 61-80		Hi %ile > 80		Mean RIT (+/- Smp Err)	Std Dev
	count	%	count	%	count	%	count	%	count	%		
Math: Math K-12	6	100%	0	0%	0	0%	0	0%	0	0%	*	*

Explanatory Notes

Tests shown in gray are excluded from summary statistics. Either the test occurred outside the testing window for a term, had an invalid score, or was a repeat test for a student within a term.

Test Invalidation Reasons: ***1 The test duration was too short to provide a valid result. ***2 The overall RIT score for this test is above the valid range. ***3 The overall RIT score for this test is below the valid range.

***4 The standard error for this test is below acceptable limits. ***5 The standard error for this test is above acceptable limits. ***6 The test has been identified as invalid. ***7 High level of rapid guessing has invalidated test.

Due to statistical unreliability, summary data for groups of less than 10 are not shown.

* This data is not available for reporting. Please refer to help and documentation for more information.

Lexile® is a trademark of MetaMetrics, Inc., and is registered in the United States and abroad.

Math: Math K-12

Growth: Math 6+ AK 2012 / AK Mathematics: 2012

Summary	
Total Students With Valid Growth Test Scores	6
Mean RIT	*
Standard Deviation	*
District Grade Level Mean RIT	*
Students At or Above District Grade Level Mean RIT	*
Norm Grade Level Mean RIT	226.4
Students At or Above Norm Grade Level Mean RIT	*

	Lo %ile < 21		LoAvg %ile 21-40		Avg %ile 41-60		HiAvg %ile 61-80		Hi %ile > 80		Mean RIT (+/- Smp Err)	Std Dev
	count	%	count	%	count	%	count	%	count	%		
Overall Performance												
Growth: Math 6+ AK 2012 / AK Mathematics: 2012	6	100%	0	0%	0	0%	0	0%	0	0%	*	*
Goal Area												
Operations and Algebraic Thinking	4	67%	2	33%	0	0%	0	0%	0	0%	*	*
The Real and Complex Number Systems	6	100%	0	0%	0	0%	0	0%	0	0%	*	*
Geometry	4	67%	2	33%	0	0%	0	0%	0	0%	*	*
Statistics and Probability	4	67%	2	33%	0	0%	0	0%	0	0%	*	*

Explanatory Notes

Tests shown in gray are excluded from summary statistics. Either the test occurred outside the testing window for a term, had an invalid score, or was a repeat test for a student within a term.

Test Invalidation Reasons: ***1 The test duration was too short to provide a valid result. ***2 The overall RIT score for this test is above the valid range. ***3 The overall RIT score for this test is below the valid range.

***4 The standard error for this test is below acceptable limits. ***5 The standard error for this test is above acceptable limits. ***6 The test has been identified as invalid. ***7 High level of rapid guessing has invalidated test.

Due to statistical unreliability, summary data for groups of less than 10 are not shown.

* This data is not available for reporting. Please refer to help and documentation for more information.

Lexile® is a trademark of MetaMetrics, Inc., and is registered in the United States and abroad.



Grade Report

Grade 9

Term: Fall 2020-2021
District: Yupitit School District
School: AKIAK SCHOOL

Norms Reference Data: 2020 Norms.
Weeks of Instruction: 4 (Fall 2020)
Grouping: None
Small Group Display: No

Language Arts: Reading

Summary	
Total Students With Valid Growth Test Scores	6
Mean RIT	*
Standard Deviation	*
District Grade Level Mean RIT	*
Students At or Above District Grade Level Mean RIT	*
Norm Grade Level Mean RIT	218.9
Students At or Above Norm Grade Level Mean RIT	*

Overall Performance	Lo %ile < 21		LoAvg %ile 21-40		Avg %ile 41-60		HiAvg %ile 61-80		Hi %ile > 80		Mean RIT (+/- Smp Err)	Std Dev
	count	%	count	%	count	%	count	%	count	%		
Language Arts: Reading	3	50%	3	50%	0	0%	0	0%	0	0%	*	*

Explanatory Notes

Tests shown in gray are excluded from summary statistics. Either the test occurred outside the testing window for a term, had an invalid score, or was a repeat test for a student within a term.

Test Invalidation Reasons: ***1 The test duration was too short to provide a valid result. ***2 The overall RIT score for this test is above the valid range. ***3 The overall RIT score for this test is below the valid range.

***4 The standard error for this test is below acceptable limits. ***5 The standard error for this test is above acceptable limits. ***6 The test has been identified as invalid. ***7 High level of rapid guessing has invalidated test.

Due to statistical unreliability, summary data for groups of less than 10 are not shown.

* This data is not available for reporting. Please refer to help and documentation for more information.

Lexile® is a trademark of MetaMetrics, Inc., and is registered in the United States and abroad.

Language Arts: Reading

Growth: Reading 6+ AK 2012 / AK English Language Arts: 2012

Summary	
Total Students With Valid Growth Test Scores	6
Mean RIT	*
Standard Deviation	*
District Grade Level Mean RIT	*
Students At or Above District Grade Level Mean RIT	*
Norm Grade Level Mean RIT	218.9
Students At or Above Norm Grade Level Mean RIT	*

	Lo %ile < 21		LoAvg %ile 21-40		Avg %ile 41-60		HiAvg %ile 61-80		Hi %ile > 80		Mean RIT (+/- Smp Err)	Std Dev
	count	%	count	%	count	%	count	%	count	%		
Overall Performance												
Growth: Reading 6+ AK 2012 / AK English Language Arts: 2012	3	50%	3	50%	0	0%	0	0%	0	0%	*	*
Goal Area												
Literature	2	33%	3	50%	1	17%	0	0%	0	0%	*	*
Informational Text	1	17%	3	50%	2	33%	0	0%	0	0%	*	*
Vocabulary Acquisition and Use	4	67%	2	33%	0	0%	0	0%	0	0%	*	*

Explanatory Notes

Tests shown in gray are excluded from summary statistics. Either the test occurred outside the testing window for a term, had an invalid score, or was a repeat test for a student within a term.

Test Invalidation Reasons: ***1 The test duration was too short to provide a valid result. ***2 The overall RIT score for this test is above the valid range. ***3 The overall RIT score for this test is below the valid range.

***4 The standard error for this test is below acceptable limits. ***5 The standard error for this test is above acceptable limits. ***6 The test has been identified as invalid. ***7 High level of rapid guessing has invalidated test.

Due to statistical unreliability, summary data for groups of less than 10 are not shown.

* This data is not available for reporting. Please refer to help and documentation for more information.

Lexile® is a trademark of MetaMetrics, Inc., and is registered in the United States and abroad.

Math: Math K-12

Summary	
Total Students With Valid Growth Test Scores	6
Mean RIT	*
Standard Deviation	*
District Grade Level Mean RIT	*
Students At or Above District Grade Level Mean RIT	*
Norm Grade Level Mean RIT	229.1
Students At or Above Norm Grade Level Mean RIT	*

Overall Performance	Lo %ile < 21		LoAvg %ile 21-40		Avg %ile 41-60		HiAvg %ile 61-80		Hi %ile > 80		Mean RIT (+/- Smp Err)	Std Dev
	count	%	count	%	count	%	count	%	count	%		
Math: Math K-12	4	67%	1	17%	1	17%	0	0%	0	0%	*	*

Explanatory Notes

Tests shown in gray are excluded from summary statistics. Either the test occurred outside the testing window for a term, had an invalid score, or was a repeat test for a student within a term.

Test Invalidation Reasons: ***1 The test duration was too short to provide a valid result. ***2 The overall RIT score for this test is above the valid range. ***3 The overall RIT score for this test is below the valid range.

***4 The standard error for this test is below acceptable limits. ***5 The standard error for this test is above acceptable limits. ***6 The test has been identified as invalid. ***7 High level of rapid guessing has invalidated test.

Due to statistical unreliability, summary data for groups of less than 10 are not shown.

* This data is not available for reporting. Please refer to help and documentation for more information.

Lexile® is a trademark of MetaMetrics, Inc., and is registered in the United States and abroad.

Math: Math K-12

Growth: Math 6+ AK 2012 / AK Mathematics: 2012

Summary	
Total Students With Valid Growth Test Scores	6
Mean RIT	*
Standard Deviation	*
District Grade Level Mean RIT	*
Students At or Above District Grade Level Mean RIT	*
Norm Grade Level Mean RIT	229.1
Students At or Above Norm Grade Level Mean RIT	*

	Lo %ile < 21		LoAvg %ile 21-40		Avg %ile 41-60		HiAvg %ile 61-80		Hi %ile > 80		Mean RIT (+/- Smp Err)	Std Dev
	count	%	count	%	count	%	count	%	count	%		
Overall Performance												
Growth: Math 6+ AK 2012 / AK Mathematics: 2012	4	67%	1	17%	1	17%	0	0%	0	0%	*	*
Goal Area												
Operations and Algebraic Thinking	4	67%	2	33%	0	0%	0	0%	0	0%	*	*
The Real and Complex Number Systems	4	67%	1	17%	1	17%	0	0%	0	0%	*	*
Geometry	4	67%	2	33%	0	0%	0	0%	0	0%	*	*
Statistics and Probability	4	67%	1	17%	1	17%	0	0%	0	0%	*	*

Explanatory Notes

Tests shown in gray are excluded from summary statistics. Either the test occurred outside the testing window for a term, had an invalid score, or was a repeat test for a student within a term.

Test Invalidation Reasons: ***1 The test duration was too short to provide a valid result. ***2 The overall RIT score for this test is above the valid range. ***3 The overall RIT score for this test is below the valid range.

***4 The standard error for this test is below acceptable limits. ***5 The standard error for this test is above acceptable limits. ***6 The test has been identified as invalid. ***7 High level of rapid guessing has invalidated test.

Due to statistical unreliability, summary data for groups of less than 10 are not shown.

* This data is not available for reporting. Please refer to help and documentation for more information.

Lexile® is a trademark of MetaMetrics, Inc., and is registered in the United States and abroad.

Language Arts: Reading

Summary	
Total Students With Valid Growth Test Scores	7
Mean RIT	*
Standard Deviation	*
District Grade Level Mean RIT	*
Students At or Above District Grade Level Mean RIT	*
Norm Grade Level Mean RIT	221.5
Students At or Above Norm Grade Level Mean RIT	*

	Lo %ile < 21		LoAvg %ile 21-40		Avg %ile 41-60		HiAvg %ile 61-80		Hi %ile > 80		Mean RIT (+/- Smp Err)	Std Dev
	count	%	count	%	count	%	count	%	count	%		
Overall Performance												
Language Arts: Reading	6	86%	0	0%	1	14%	0	0%	0	0%	*	*

Explanatory Notes

Tests shown in gray are excluded from summary statistics. Either the test occurred outside the testing window for a term, had an invalid score, or was a repeat test for a student within a term.

Test Invalidation Reasons: ***1 The test duration was too short to provide a valid result. ***2 The overall RIT score for this test is above the valid range. ***3 The overall RIT score for this test is below the valid range.

***4 The standard error for this test is below acceptable limits. ***5 The standard error for this test is above acceptable limits. ***6 The test has been identified as invalid. ***7 High level of rapid guessing has invalidated test.

Due to statistical unreliability, summary data for groups of less than 10 are not shown.

* This data is not available for reporting. Please refer to help and documentation for more information.

Lexile® is a trademark of MetaMetrics, Inc., and is registered in the United States and abroad.

Language Arts: Reading

Growth: Reading 6+ AK 2012 / AK English Language Arts: 2012

Summary	
Total Students With Valid Growth Test Scores	7
Mean RIT	*
Standard Deviation	*
District Grade Level Mean RIT	*
Students At or Above District Grade Level Mean RIT	*
Norm Grade Level Mean RIT	221.5
Students At or Above Norm Grade Level Mean RIT	*

	Lo %ile < 21		LoAvg %ile 21-40		Avg %ile 41-60		HiAvg %ile 61-80		Hi %ile > 80		Mean RIT (+/- Smp Err)	Std Dev
	count	%	count	%	count	%	count	%	count	%		
Overall Performance												
Growth: Reading 6+ AK 2012 / AK English Language Arts: 2012	6	86%	0	0%	1	14%	0	0%	0	0%	*	*
Goal Area												
Literature	6	86%	0	0%	1	14%	0	0%	0	0%	*	*
Informational Text	6	86%	0	0%	0	0%	1	14%	0	0%	*	*
Vocabulary Acquisition and Use	6	86%	0	0%	1	14%	0	0%	0	0%	*	*

Explanatory Notes

Tests shown in gray are excluded from summary statistics. Either the test occurred outside the testing window for a term, had an invalid score, or was a repeat test for a student within a term.

Test Invalidation Reasons: ***1 The test duration was too short to provide a valid result. ***2 The overall RIT score for this test is above the valid range. ***3 The overall RIT score for this test is below the valid range.

***4 The standard error for this test is below acceptable limits. ***5 The standard error for this test is above acceptable limits. ***6 The test has been identified as invalid. ***7 High level of rapid guessing has invalidated test.

Due to statistical unreliability, summary data for groups of less than 10 are not shown.

* This data is not available for reporting. Please refer to help and documentation for more information.

Lexile® is a trademark of MetaMetrics, Inc., and is registered in the United States and abroad.

Yupiit School District

Box 51190 • Akiachak, AK 99551 • Phone (907) 825-3600 • Fax (877) 825-2404 • www.yupiit.org



Date: December 17, 2020
To: Regional School Board
From: John Stackhouse, Acting Superintendent
Re: Action Item C

The AIMS Web/Maps Data for Tuluksak School is presented for your information.



Students

Groups

Manage

Scores and Skills Plan

HenryLottMemorialSchoolTLT, Grade 1, Early Literacy, Fall '20-21

Roster: HenryLottMemorialSch ✕

Grade: 1

Battery: Early Literacy

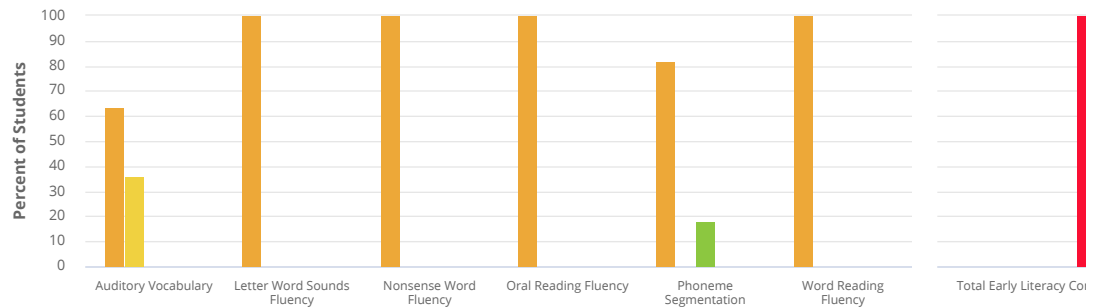
School Year: '20-21

Period: Fall

Target: Account (30 %ile)

[View / Refresh](#)

Early Literacy Summary



Level	Auditory Vocabulary		Letter Word Sounds Fluency		Nonsense Word Fluency		Oral Reading Fluency		Phoneme Segmentation		Word Reading Fluency		Total Early Literacy Composite	
	# of Students	% of Students	# of Students	% of Students	# of Students	% of Students	# of Students	% of Students	# of Students	% of Students	# of Students	% of Students	# of Students	% of Students
Well Below Average	7	63.6%	11	100%	11	100%	11	100%	9	81.8%	11	100%	0	0%
Below Average	4	36.4%	0	0%	0	0%	0	0%	0	0%	0	0%	0	0%
Average	0	0%	0	0%	0	0%	0	0%	2	18.2%	0	0%	0	0%
Above Average	0	0%	0	0%	0	0%	0	0%	0	0%	0	0%	11	100%
Well Above Average	0	0%	0	0%	0	0%	0	0%	0	0%	0	0%	0	0%
School Median Percentile	8		1		1		1		1		1		1	

What do these early literacy scores mean?

The data above show the overall early literacy performance of this group based on Fall benchmark testing.

The left portion of the bar graph shows the percentage of students in the five performance levels (see key below) for each measure. The national percentages for each performance level are also provided for comparison.

- 10% Well Below Average
- 15% Below Average
- 49% Average
- 15% Above Average
- 10% Well Above Average

The right portion of the bar graph shows the percentage of students based on their Early Literacy Composite scores. The bars describe the likelihood that students will achieve year-end performance based on their current scores.

The tables show both the student percentages and the actual students in each of the five performance levels and in each of the categories (see key below). The group's median percentiles for each measure and for the Early Literacy Composite are also shown. Each percentile is compared to the national median percentile of 50.

- High Risk (< 50% chance)
- Moderate Risk (50% to 80% chance)
- Low Risk (> 80% chance)

School Growth

Growth scores cannot be computed because they require data from two seasons. This group has been tested in only one season this year.



Students

Groups

Manage

Scores and Skills Plan

HenryLottMemorialSchoolTLT, Grade 2, Reading, Fall '20-21

Roster: HenryLottMemorialSch ✕

Grade: 2

Battery: Reading

School Year: '20-21

Period: Fall

Target: Account (30 %ile)

[View / Refresh](#)

Reading Summary



Level	Oral Reading Fluency		Reading Comprehension		Vocabulary		Total Reading Composite	
	# of Students	% of Students	# of Students	% of Students	# of Students	% of Students	# of Students	% of Students
Well Below Average	9	75%	0	0%	0	0%	0	0%
Below Average	0	0%	0	0%	0	0%	0	0%
Average	1	8.3%	0	0%	0	0%	0	0%
Above Average	0	0%	0	0%	0	0%	0	0%
Well Above Average	2	16.7%	0	0%	0	0%	0	0%
School Median Percentile	1		0		0		0	

What do these reading scores mean?

The data above show the overall reading performance of this group based on Fall benchmark testing.

The left portion of the bar graph shows the percentage of students in the five performance levels (see key below) for each measure. The national percentages for each performance level are also provided for comparison.

- 10% Well Below Average
- 15% Below Average
- 49% Average
- 15% Above Average
- 10% Well Above Average

The right portion of the bar graph shows the percentage of students in each category based on their Reading Composite scores. The risk category shows the likelihood that students will achieve year-end performance based on their current scores.

The tables show both the student percentages and the actual students in each of the five performance levels and in each of the categories (see key below). The group's median percentiles for Oral Reading Fluency and for the Reading Composite are also shown. Each percentile is compared to the national median percentile of 50.

- High Risk (< 50% chance)
- Moderate Risk (50% to 80% chance)
- Low Risk (> 80% chance)

School Growth

Growth scores cannot be computed because they require data from two seasons. This group has been tested in only one season this year.



Students

Groups

Manage

Scores and Skills Plan

HenryLottMemorialSchoolTLT, Grade 3, Reading, Fall '20-21

Roster: HenryLottMemorialSch ✕

Grade: 3

Battery: Reading

School Year: '20-21

Period: Fall

Target: Account (30 %ile)

[View / Refresh](#)

Reading Summary



Level	Oral Reading Fluency		Reading Comprehension		Vocabulary		Total Reading Composite	
	# of Students	% of Students	# of Students	% of Students	# of Students	% of Students	# of Students	% of Students
Well Below Average	5	100%	0	0%	0	0%	0	0%
Below Average	0	0%	0	0%	0	0%	0	0%
Average	0	0%	0	0%	0	0%	0	0%
Above Average	0	0%	0	0%	0	0%	0	0%
Well Above Average	0	0%	0	0%	0	0%	0	0%
School Median Percentile	1		0		0		0	

What do these reading scores mean?

The data above show the overall reading performance of this group based on Fall benchmark testing.

The left portion of the bar graph shows the percentage of students in the five performance levels (see key below) for each measure. The national percentages for each performance level are also provided for comparison.

- 10% Well Below Average
- 15% Below Average
- 49% Average
- 15% Above Average
- 10% Well Above Average

The right portion of the bar graph shows the percentage of students in each category based on their Reading Composite scores. The risk category shows the likelihood that students will achieve year-end performance based on their current scores.

The tables show both the student percentages and the actual students in each of the five performance levels and in each of categories (see key below). The group's median percentiles for Oral Reading Fluency and for the Reading Composite are also shown. Each percentile is compared to the national median percentile of 50.

- High Risk (< 50% chance)
- Moderate Risk (50% to 80% chance)
- Low Risk (> 80% chance)

School Growth

Growth scores cannot be computed because they require data from two seasons. This group has been tested in only one season this year.



Students

Groups

Manage

Scores and Skills Plan

HenryLottMemorialSchoolTLT, Grade 4, Reading, Fall '20-21

Roster: HenryLottMemorialSch ✕

Grade: 4

Battery: Reading

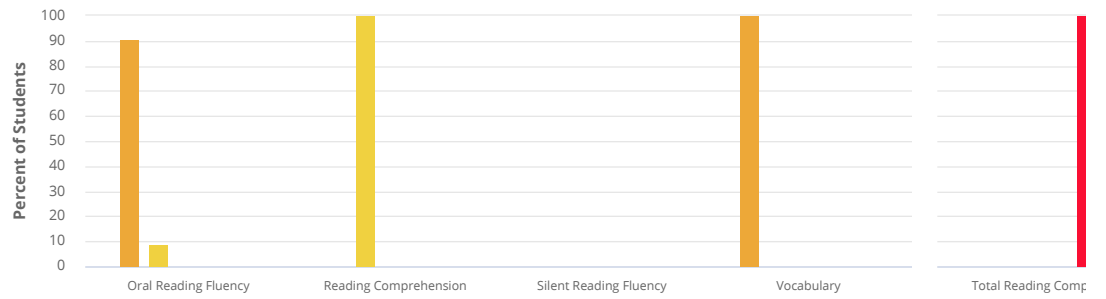
School Year: '20-21

Period: Fall

Target: Account (30 %ile)

[View / Refresh](#)

Reading Summary



Level	Oral Reading Fluency		Reading Comprehension		Silent Reading Fluency		Vocabulary		Total Reading Composite	
	# of Students	% of Students	# of Students	% of Students	# of Students	% of Students	# of Students	% of Students	# of Students	% of Students
Well Below Average	10	90.9%	0	0%	0	0%	1	100%	0	0%
Below Average	1	9.1%	1	100%	0	0%	0	0%	0	0%
Average	0	0%	0	0%	0	0%	0	0%	0	0%
Above Average	0	0%	0	0%	0	0%	0	0%	1	10%
Well Above Average	0	0%	0	0%	0	0%	0	0%	0	0%
School Median Percentile	1		13		0		2		1	

What do these reading scores mean?

The data above show the overall reading performance of this group based on Fall benchmark testing.

The left portion of the bar graph shows the percentage of students in the five performance levels (see key below) for each measure. The national percentages for each performance level are also provided for comparison.

- 10% Well Below Average
- 15% Below Average
- 49% Average
- 15% Above Average
- 10% Well Above Average

The right portion of the bar graph shows the percentage of students in each of the five performance levels and in each of the categories based on their Reading Composite scores. The risk category shows the likelihood that students will achieve year-end performance based on their current scores.

The tables show both the student percentages and the actual students in each of the five performance levels and in each of the categories (see key below). The group's median percentiles for each measure and for the Reading Composite are also shown. Each percentile is compared to the national median percentile of 50.

- High Risk (< 50% chance)
- Moderate Risk (50% to 80% chance)
- Low Risk (> 80% chance)

School Growth

Growth scores cannot be computed because they require data from two seasons. This group has been tested in only one season this year.



Students

Groups

Manage

Scores and Skills Plan

HenryLottMemorialSchoolTLT, Grade 5, Reading, Fall '20-21

Roster: HenryLottMemorialSch ✕

Grade: 5

Battery: Reading

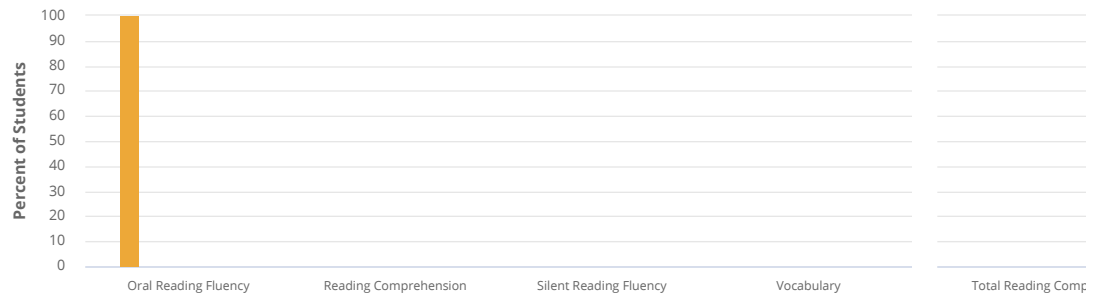
School Year: '20-21

Period: Fall

Target: Account (30 %ile)

[View / Refresh](#)

Reading Summary



Level	Oral Reading Fluency		Reading Comprehension		Silent Reading Fluency		Vocabulary		Total Reading Composite	
	# of Students	% of Students	# of Students	% of Students	# of Students	% of Students	# of Students	% of Students	# of Students	% of Students
Well Below Average	6	100%	0	%	0	%	0	%	0	%
Below Average	0	0%	0	%	0	%	0	%	0	%
Average	0	0%	0	%	0	%	0	%	0	%
Above Average	0	0%	0	%	0	%	0	%	0	%
Well Above Average	0	0%	0	%	0	%	0	%	0	%
School Median Percentile	2		0		0		0		0	

What do these reading scores mean?

The data above show the overall reading performance of this group based on Fall benchmark testing.

The left portion of the bar graph shows the percentage of students in the five performance levels (see key below) for each measure. The national percentages for each performance level are also provided for comparison.

- 10% Well Below Average
- 15% Below Average
- 49% Average
- 15% Above Average
- 10% Well Above Average

The right portion of the bar graph shows the percentage of students in each of the five performance levels and in each of the categories (see key below). The group's median percentiles for Oral Reading Fluency and for the Reading Composite are also shown. Each percent compared to the national median percentile of 50.

The tables show both the student percentages and the actual students in each of the five performance levels and in each of the categories (see key below). The group's median percentiles for Oral Reading Fluency and for the Reading Composite are also shown. Each percent compared to the national median percentile of 50.

- High Risk (< 50% chance)
- Moderate Risk (50% to 80% chance)
- Low Risk (> 80% chance)

School Growth

Growth scores cannot be computed because they require data from two seasons. This group has been tested in only one season this year.



Students

Groups

Manage

Scores and Skills Plan

HenryLottMemorialSchoolTLT, Grade 4, Math, Fall '20-21

Roster: HenryLottMemorialSch ✕

Grade: 4

Battery: Math

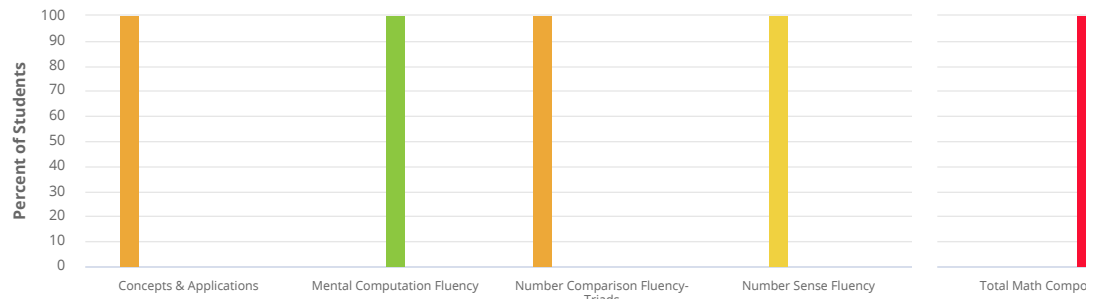
School Year: '20-21

Period: Fall

Target: Account (30 %ile)

[View / Refresh](#)

Math Summary



Level	Concepts & Applications		Mental Computation Fluency		Number Comparison Fluency-Triads		Number Sense Fluency		Total Math Composite	
	# of Students	% of Students	# of Students	% of Students	# of Students	% of Students	# of Students	% of Students	# of Students	% of Students
Well Below Average	1	100%	0	0%	1	100%	0	0%	0	0%
Below Average	0	0%	0	0%	0	0%	1	100%	0	0%
Average	0	0%	1	100%	0	0%	0	0%	0	0%
Above Average	0	0%	0	0%	0	0%	0	0%	1	10%
Well Above Average	0	0%	0	0%	0	0%	0	0%	0	0%
School Median Percentile	2		44		4		16		2	

What do these math scores mean?

The data above show the overall math performance of this group based on Fall benchmark testing.

The left portion of the bar graph shows the percentage of students in the five performance levels (see key below) for each measure. The national percentages for each performance level are also provided for comparison.

- 10% Well Below Average
- 15% Below Average
- 49% Average
- 15% Above Average
- 10% Well Above Average

The right portion of the bar graph shows the percentage of students in each category based on their Math Composite scores. The risk category indicates the likelihood that students will achieve year-end performance goals based on current scores.

The tables show both the student percentages and the actual students in each of the five performance levels and in each of the categories (see key below). The group's median percentiles for each category and for the Math Composite are also shown. Each percentile is compared to the national median percentile of 50.

- High Risk (< 50% chance)
- Moderate Risk (50% to 80% chance)
- Low Risk (> 80% chance)

School Growth

Growth scores cannot be computed because they require data from two seasons. This group has been tested in only one season this year.



Grade Report

Grade 6

Term: Fall 2020-2021
District: Yupitit School District
School: TULUKSAK SCHOOL

Norms Reference Data: 2020 Norms.
Weeks of Instruction: 4 (Fall 2020)
Grouping: None
Small Group Display: No

Math: Math K-12

Summary	
Total Students With Valid Growth Test Scores	11
Mean RIT	177.2
Standard Deviation	17.9
District Grade Level Mean RIT	*
Students At or Above District Grade Level Mean RIT	*
Norm Grade Level Mean RIT	214.7
Students At or Above Norm Grade Level Mean RIT	1

Overall Performance	Lo %ile < 21		LoAvg %ile 21-40		Avg %ile 41-60		HiAvg %ile 61-80		Hi %ile > 80		Mean RIT (+/- Smp Err)	Std Dev
	count	%	count	%	count	%	count	%	count	%		
Math: Math K-12	9	82%	1	9%	1	9%	0	0%	0	0%	172-177-183	17.9

Explanatory Notes

Tests shown in gray are excluded from summary statistics. Either the test occurred outside the testing window for a term, had an invalid score, or was a repeat test for a student within a term.

Test Invalidation Reasons: ***1 The test duration was too short to provide a valid result. ***2 The overall RIT score for this test is above the valid range. ***3 The overall RIT score for this test is below the valid range.

***4 The standard error for this test is below acceptable limits. ***5 The standard error for this test is above acceptable limits. ***6 The test has been identified as invalid. ***7 High level of rapid guessing has invalidated test.

Due to statistical unreliability, summary data for groups of less than 10 are not shown.

* This data is not available for reporting. Please refer to help and documentation for more information.

Lexile® is a trademark of MetaMetrics, Inc., and is registered in the United States and abroad.

Math: Math K-12

Growth: Math 6+ AK 2012 / AK Mathematics: 2012

Summary	
Total Students With Valid Growth Test Scores	11
Mean RIT	177.2
Standard Deviation	17.9
District Grade Level Mean RIT	*
Students At or Above District Grade Level Mean RIT	*
Norm Grade Level Mean RIT	214.7
Students At or Above Norm Grade Level Mean RIT	1

	Lo %ile < 21		LoAvg %ile 21-40		Avg %ile 41-60		HiAvg %ile 61-80		Hi %ile > 80		Mean RIT (+/- Smp Err)	Std Dev
	count	%	count	%	count	%	count	%	count	%		
Overall Performance												
Growth: Math 6+ AK 2012 / AK Mathematics: 2012	9	82%	1	9%	1	9%	0	0%	0	0%	172-177-183	17.9
Goal Area												
Operations and Algebraic Thinking	9	82%	0	0%	1	9%	1	9%	0	0%	173-180-187	21.7
The Real and Complex Number Systems	9	82%	2	18%	0	0%	0	0%	0	0%	168-174-179	17.9
Geometry	10	91%	0	0%	1	9%	0	0%	0	0%	171-177-183	18.8
Statistics and Probability	10	91%	0	0%	0	0%	1	9%	0	0%	174-179-185	17.5

Explanatory Notes

Tests shown in gray are excluded from summary statistics. Either the test occurred outside the testing window for a term, had an invalid score, or was a repeat test for a student within a term.

Test Invalidation Reasons: ***1 The test duration was too short to provide a valid result. ***2 The overall RIT score for this test is above the valid range. ***3 The overall RIT score for this test is below the valid range.

***4 The standard error for this test is below acceptable limits. ***5 The standard error for this test is above acceptable limits. ***6 The test has been identified as invalid. ***7 High level of rapid guessing has invalidated test.

Due to statistical unreliability, summary data for groups of less than 10 are not shown.

* This data is not available for reporting. Please refer to help and documentation for more information.

Lexile® is a trademark of MetaMetrics, Inc., and is registered in the United States and abroad.



Grade Report

Grade 6

Term: Fall 2020-2021
District: Yupitit School District
School: TULUKSAK SCHOOL

Norms Reference Data: 2020 Norms.
Weeks of Instruction: 4 (Fall 2020)
Grouping: None
Small Group Display: No

Language Arts: Reading

Summary	
Total Students With Valid Growth Test Scores	10
Mean RIT	169.8
Standard Deviation	20.3
District Grade Level Mean RIT	*
Students At or Above District Grade Level Mean RIT	*
Norm Grade Level Mean RIT	210.2
Students At or Above Norm Grade Level Mean RIT	1

Overall Performance	Lo %ile < 21		LoAvg %ile 21-40		Avg %ile 41-60		HiAvg %ile 61-80		Hi %ile > 80		Mean RIT (+/- Smp Err)	Std Dev
	count	%	count	%	count	%	count	%	count	%		
Language Arts: Reading	9	90%	0	0%	0	0%	1	10%	0	0%	163-170-177	20.3

Explanatory Notes

Tests shown in gray are excluded from summary statistics. Either the test occurred outside the testing window for a term, had an invalid score, or was a repeat test for a student within a term.

Test Invalidation Reasons: ***1 The test duration was too short to provide a valid result. ***2 The overall RIT score for this test is above the valid range. ***3 The overall RIT score for this test is below the valid range.

***4 The standard error for this test is below acceptable limits. ***5 The standard error for this test is above acceptable limits. ***6 The test has been identified as invalid. ***7 High level of rapid guessing has invalidated test.

Due to statistical unreliability, summary data for groups of less than 10 are not shown.

* This data is not available for reporting. Please refer to help and documentation for more information.

Lexile® is a trademark of MetaMetrics, Inc., and is registered in the United States and abroad.

Language Arts: Reading

Growth: Reading 6+ AK 2012 / AK English Language Arts: 2012

Summary	
Total Students With Valid Growth Test Scores	10
Mean RIT	169.8
Standard Deviation	20.3
District Grade Level Mean RIT	*
Students At or Above District Grade Level Mean RIT	*
Norm Grade Level Mean RIT	210.2
Students At or Above Norm Grade Level Mean RIT	1

	Lo %ile < 21		LoAvg %ile 21-40		Avg %ile 41-60		HiAvg %ile 61-80		Hi %ile > 80		Mean RIT (+/- Smp Err)	Std Dev
	count	%	count	%	count	%	count	%	count	%		
Overall Performance												
Growth: Reading 6+ AK 2012 / AK English Language Arts: 2012	9	90%	0	0%	0	0%	1	10%	0	0%	163-170-177	20.3
Goal Area												
Literature	9	90%	0	0%	0	0%	1	10%	0	0%	163-170-177	21.4
Informational Text	9	90%	0	0%	0	0%	0	0%	1	10%	161-169-177	23.5
Vocabulary Acquisition and Use	9	90%	0	0%	0	0%	1	10%	0	0%	163-169-176	19.2

Explanatory Notes

Tests shown in gray are excluded from summary statistics. Either the test occurred outside the testing window for a term, had an invalid score, or was a repeat test for a student within a term.

Test Invalidation Reasons: ***1 The test duration was too short to provide a valid result. ***2 The overall RIT score for this test is above the valid range. ***3 The overall RIT score for this test is below the valid range.

***4 The standard error for this test is below acceptable limits. ***5 The standard error for this test is above acceptable limits. ***6 The test has been identified as invalid. ***7 High level of rapid guessing has invalidated test.

Due to statistical unreliability, summary data for groups of less than 10 are not shown.

* This data is not available for reporting. Please refer to help and documentation for more information.

Lexile® is a trademark of MetaMetrics, Inc., and is registered in the United States and abroad.

Math: Math K-12

Summary	
Total Students With Valid Growth Test Scores	5
Mean RIT	*
Standard Deviation	*
District Grade Level Mean RIT	*
Students At or Above District Grade Level Mean RIT	*
Norm Grade Level Mean RIT	220.2
Students At or Above Norm Grade Level Mean RIT	*

Overall Performance	Lo %ile < 21		LoAvg %ile 21-40		Avg %ile 41-60		HiAvg %ile 61-80		Hi %ile > 80		Mean RIT (+/- Smp Err)	Std Dev
	count	%	count	%	count	%	count	%	count	%		
Math: Math K-12	5	100%	0	0%	0	0%	0	0%	0	0%	*	*

Explanatory Notes

Tests shown in gray are excluded from summary statistics. Either the test occurred outside the testing window for a term, had an invalid score, or was a repeat test for a student within a term.

Test Invalidation Reasons: ***1 The test duration was too short to provide a valid result. ***2 The overall RIT score for this test is above the valid range. ***3 The overall RIT score for this test is below the valid range.

***4 The standard error for this test is below acceptable limits. ***5 The standard error for this test is above acceptable limits. ***6 The test has been identified as invalid. ***7 High level of rapid guessing has invalidated test.

Due to statistical unreliability, summary data for groups of less than 10 are not shown.

* This data is not available for reporting. Please refer to help and documentation for more information.

Lexile® is a trademark of MetaMetrics, Inc., and is registered in the United States and abroad.

Math: Math K-12

Growth: Math 6+ AK 2012 / AK Mathematics: 2012

Summary	
Total Students With Valid Growth Test Scores	5
Mean RIT	*
Standard Deviation	*
District Grade Level Mean RIT	*
Students At or Above District Grade Level Mean RIT	*
Norm Grade Level Mean RIT	220.2
Students At or Above Norm Grade Level Mean RIT	*

	Lo %ile < 21		LoAvg %ile 21-40		Avg %ile 41-60		HiAvg %ile 61-80		Hi %ile > 80		Mean RIT (+/- Smp Err)	Std Dev
	count	%	count	%	count	%	count	%	count	%		
Overall Performance												
Growth: Math 6+ AK 2012 / AK Mathematics: 2012	5	100%	0	0%	0	0%	0	0%	0	0%	*	*
Goal Area												
Operations and Algebraic Thinking	5	100%	0	0%	0	0%	0	0%	0	0%	*	*
The Real and Complex Number Systems	4	80%	1	20%	0	0%	0	0%	0	0%	*	*
Geometry	5	100%	0	0%	0	0%	0	0%	0	0%	*	*
Statistics and Probability	5	100%	0	0%	0	0%	0	0%	0	0%	*	*

Explanatory Notes

Tests shown in gray are excluded from summary statistics. Either the test occurred outside the testing window for a term, had an invalid score, or was a repeat test for a student within a term.

Test Invalidation Reasons: ***1 The test duration was too short to provide a valid result. ***2 The overall RIT score for this test is above the valid range. ***3 The overall RIT score for this test is below the valid range.

***4 The standard error for this test is below acceptable limits. ***5 The standard error for this test is above acceptable limits. ***6 The test has been identified as invalid. ***7 High level of rapid guessing has invalidated test.

Due to statistical unreliability, summary data for groups of less than 10 are not shown.

* This data is not available for reporting. Please refer to help and documentation for more information.

Lexile® is a trademark of MetaMetrics, Inc., and is registered in the United States and abroad.

Language Arts: Reading

Summary	
Total Students With Valid Growth Test Scores	5
Mean RIT	*
Standard Deviation	*
District Grade Level Mean RIT	*
Students At or Above District Grade Level Mean RIT	*
Norm Grade Level Mean RIT	214.2
Students At or Above Norm Grade Level Mean RIT	*

Overall Performance	Lo %ile < 21		LoAvg %ile 21-40		Avg %ile 41-60		HiAvg %ile 61-80		Hi %ile > 80		Mean RIT (+/- Smp Err)	Std Dev
	count	%	count	%	count	%	count	%	count	%		
Language Arts: Reading	5	100%	0	0%	0	0%	0	0%	0	0%	*	*

Explanatory Notes

Tests shown in gray are excluded from summary statistics. Either the test occurred outside the testing window for a term, had an invalid score, or was a repeat test for a student within a term.

Test Invalidation Reasons: ***1 The test duration was too short to provide a valid result. ***2 The overall RIT score for this test is above the valid range. ***3 The overall RIT score for this test is below the valid range.

***4 The standard error for this test is below acceptable limits. ***5 The standard error for this test is above acceptable limits. ***6 The test has been identified as invalid. ***7 High level of rapid guessing has invalidated test.

Due to statistical unreliability, summary data for groups of less than 10 are not shown.

* This data is not available for reporting. Please refer to help and documentation for more information.

Lexile® is a trademark of MetaMetrics, Inc., and is registered in the United States and abroad.

Language Arts: Reading

Growth: Reading 6+ AK 2012 / AK English Language Arts: 2012

Summary	
Total Students With Valid Growth Test Scores	5
Mean RIT	*
Standard Deviation	*
District Grade Level Mean RIT	*
Students At or Above District Grade Level Mean RIT	*
Norm Grade Level Mean RIT	214.2
Students At or Above Norm Grade Level Mean RIT	*

	Lo %ile < 21		LoAvg %ile 21-40		Avg %ile 41-60		HiAvg %ile 61-80		Hi %ile > 80		Mean RIT (+/- Smp Err)	Std Dev
	count	%	count	%	count	%	count	%	count	%		
Overall Performance												
Growth: Reading 6+ AK 2012 / AK English Language Arts: 2012	5	100%	0	0%	0	0%	0	0%	0	0%	*	*
Goal Area												
Literature	5	100%	0	0%	0	0%	0	0%	0	0%	*	*
Informational Text	5	100%	0	0%	0	0%	0	0%	0	0%	*	*
Vocabulary Acquisition and Use	5	100%	0	0%	0	0%	0	0%	0	0%	*	*

Explanatory Notes

Tests shown in gray are excluded from summary statistics. Either the test occurred outside the testing window for a term, had an invalid score, or was a repeat test for a student within a term.

Test Invalidation Reasons: ***1 The test duration was too short to provide a valid result. ***2 The overall RIT score for this test is above the valid range. ***3 The overall RIT score for this test is below the valid range.

***4 The standard error for this test is below acceptable limits. ***5 The standard error for this test is above acceptable limits. ***6 The test has been identified as invalid. ***7 High level of rapid guessing has invalidated test.

Due to statistical unreliability, summary data for groups of less than 10 are not shown.

* This data is not available for reporting. Please refer to help and documentation for more information.

Lexile® is a trademark of MetaMetrics, Inc., and is registered in the United States and abroad.



Grade Report

Grade 8

Term: Fall 2020-2021
District: Yupitit School District
School: TULUKSAK SCHOOL

Norms Reference Data: 2020 Norms.
Weeks of Instruction: 4 (Fall 2020)
Grouping: None
Small Group Display: No

Math: Math K-12

Summary	
Total Students With Valid Growth Test Scores	9
Mean RIT	*
Standard Deviation	*
District Grade Level Mean RIT	*
Students At or Above District Grade Level Mean RIT	*
Norm Grade Level Mean RIT	224.9
Students At or Above Norm Grade Level Mean RIT	*

Overall Performance	Lo %ile < 21		LoAvg %ile 21-40		Avg %ile 41-60		HiAvg %ile 61-80		Hi %ile > 80		Mean RIT (+/- Smp Err)	Std Dev
	count	%	count	%	count	%	count	%	count	%		
Math: Math K-12	8	89%	1	11%	0	0%	0	0%	0	0%	*	*

Explanatory Notes

Tests shown in gray are excluded from summary statistics. Either the test occurred outside the testing window for a term, had an invalid score, or was a repeat test for a student within a term.

Test Invalidation Reasons: ***1 The test duration was too short to provide a valid result. ***2 The overall RIT score for this test is above the valid range. ***3 The overall RIT score for this test is below the valid range.

***4 The standard error for this test is below acceptable limits. ***5 The standard error for this test is above acceptable limits. ***6 The test has been identified as invalid. ***7 High level of rapid guessing has invalidated test.

Due to statistical unreliability, summary data for groups of less than 10 are not shown.

* This data is not available for reporting. Please refer to help and documentation for more information.

Lexile® is a trademark of MetaMetrics, Inc., and is registered in the United States and abroad.

Math: Math K-12

Growth: Math 6+ AK 2012 / AK Mathematics: 2012

Summary	
Total Students With Valid Growth Test Scores	9
Mean RIT	*
Standard Deviation	*
District Grade Level Mean RIT	*
Students At or Above District Grade Level Mean RIT	*
Norm Grade Level Mean RIT	224.9
Students At or Above Norm Grade Level Mean RIT	*

	Lo %ile < 21		LoAvg %ile 21-40		Avg %ile 41-60		HiAvg %ile 61-80		Hi %ile > 80		Mean RIT (+/- Smp Err)	Std Dev
	count	%	count	%	count	%	count	%	count	%		
Overall Performance												
Growth: Math 6+ AK 2012 / AK Mathematics: 2012	8	89%	1	11%	0	0%	0	0%	0	0%	*	*
Goal Area												
Operations and Algebraic Thinking	7	78%	1	11%	1	11%	0	0%	0	0%	*	*
The Real and Complex Number Systems	7	78%	2	22%	0	0%	0	0%	0	0%	*	*
Geometry	7	78%	2	22%	0	0%	0	0%	0	0%	*	*
Statistics and Probability	8	89%	1	11%	0	0%	0	0%	0	0%	*	*

Explanatory Notes

Tests shown in gray are excluded from summary statistics. Either the test occurred outside the testing window for a term, had an invalid score, or was a repeat test for a student within a term.

Test Invalidation Reasons: ***1 The test duration was too short to provide a valid result. ***2 The overall RIT score for this test is above the valid range. ***3 The overall RIT score for this test is below the valid range.

***4 The standard error for this test is below acceptable limits. ***5 The standard error for this test is above acceptable limits. ***6 The test has been identified as invalid. ***7 High level of rapid guessing has invalidated test.

Due to statistical unreliability, summary data for groups of less than 10 are not shown.

* This data is not available for reporting. Please refer to help and documentation for more information.

Lexile® is a trademark of MetaMetrics, Inc., and is registered in the United States and abroad.



Grade Report

Grade 8

Term: Fall 2020-2021
District: Yupitit School District
School: TULUKSAK SCHOOL

Norms Reference Data: 2020 Norms.
Weeks of Instruction: 4 (Fall 2020)
Grouping: None
Small Group Display: No

Language Arts: Reading

Summary	
Total Students With Valid Growth Test Scores	4
Mean RIT	*
Standard Deviation	*
District Grade Level Mean RIT	*
Students At or Above District Grade Level Mean RIT	*
Norm Grade Level Mean RIT	218
Students At or Above Norm Grade Level Mean RIT	*

Overall Performance	Lo %ile < 21		LoAvg %ile 21-40		Avg %ile 41-60		HiAvg %ile 61-80		Hi %ile > 80		Mean RIT (+/- Smp Err)	Std Dev
	count	%	count	%	count	%	count	%	count	%		
Language Arts: Reading	4	100%	0	0%	0	0%	0	0%	0	0%	*	*

Explanatory Notes

Tests shown in gray are excluded from summary statistics. Either the test occurred outside the testing window for a term, had an invalid score, or was a repeat test for a student within a term.

Test Invalidation Reasons: ***1 The test duration was too short to provide a valid result. ***2 The overall RIT score for this test is above the valid range. ***3 The overall RIT score for this test is below the valid range.

***4 The standard error for this test is below acceptable limits. ***5 The standard error for this test is above acceptable limits. ***6 The test has been identified as invalid. ***7 High level of rapid guessing has invalidated test.

Due to statistical unreliability, summary data for groups of less than 10 are not shown.

* This data is not available for reporting. Please refer to help and documentation for more information.

Lexile® is a trademark of MetaMetrics, Inc., and is registered in the United States and abroad.

Language Arts: Reading

Growth: Reading 6+ AK 2012 / AK English Language Arts: 2012

Summary	
Total Students With Valid Growth Test Scores	4
Mean RIT	*
Standard Deviation	*
District Grade Level Mean RIT	*
Students At or Above District Grade Level Mean RIT	*
Norm Grade Level Mean RIT	218
Students At or Above Norm Grade Level Mean RIT	*

	Lo %ile < 21		LoAvg %ile 21-40		Avg %ile 41-60		HiAvg %ile 61-80		Hi %ile > 80		Mean RIT (+/- Smp Err)	Std Dev
	count	%	count	%	count	%	count	%	count	%		
Overall Performance												
Growth: Reading 6+ AK 2012 / AK English Language Arts: 2012	4	100%	0	0%	0	0%	0	0%	0	0%	*	*
Goal Area												
Literature	4	100%	0	0%	0	0%	0	0%	0	0%	*	*
Informational Text	3	75%	1	25%	0	0%	0	0%	0	0%	*	*
Vocabulary Acquisition and Use	3	75%	1	25%	0	0%	0	0%	0	0%	*	*

Explanatory Notes

Tests shown in gray are excluded from summary statistics. Either the test occurred outside the testing window for a term, had an invalid score, or was a repeat test for a student within a term.

Test Invalidation Reasons: ***1 The test duration was too short to provide a valid result. ***2 The overall RIT score for this test is above the valid range. ***3 The overall RIT score for this test is below the valid range.

***4 The standard error for this test is below acceptable limits. ***5 The standard error for this test is above acceptable limits. ***6 The test has been identified as invalid. ***7 High level of rapid guessing has invalidated test.

Due to statistical unreliability, summary data for groups of less than 10 are not shown.

* This data is not available for reporting. Please refer to help and documentation for more information.

Lexile® is a trademark of MetaMetrics, Inc., and is registered in the United States and abroad.



Grade Report

Grade 9

Term: Fall 2020-2021
District: Yupitit School District
School: TULUKSAK SCHOOL

Norms Reference Data: 2020 Norms.
Weeks of Instruction: 4 (Fall 2020)
Grouping: None
Small Group Display: No

Language Arts: Reading

Summary	
Total Students With Valid Growth Test Scores	2
Mean RIT	*
Standard Deviation	*
District Grade Level Mean RIT	*
Students At or Above District Grade Level Mean RIT	*
Norm Grade Level Mean RIT	218.9
Students At or Above Norm Grade Level Mean RIT	*

Overall Performance	Lo %ile < 21		LoAvg %ile 21-40		Avg %ile 41-60		HiAvg %ile 61-80		Hi %ile > 80		Mean RIT (+/- Smp Err)	Std Dev
	count	%	count	%	count	%	count	%	count	%		
Language Arts: Reading	2	100%	0	0%	0	0%	0	0%	0	0%	*	*

Explanatory Notes

Tests shown in gray are excluded from summary statistics. Either the test occurred outside the testing window for a term, had an invalid score, or was a repeat test for a student within a term.

Test Invalidation Reasons: ***1 The test duration was too short to provide a valid result. ***2 The overall RIT score for this test is above the valid range. ***3 The overall RIT score for this test is below the valid range.

***4 The standard error for this test is below acceptable limits. ***5 The standard error for this test is above acceptable limits. ***6 The test has been identified as invalid. ***7 High level of rapid guessing has invalidated test.

Due to statistical unreliability, summary data for groups of less than 10 are not shown.

* This data is not available for reporting. Please refer to help and documentation for more information.

Lexile® is a trademark of MetaMetrics, Inc., and is registered in the United States and abroad.

Language Arts: Reading

Growth: Reading 6+ AK 2012 / AK English Language Arts: 2012

Summary	
Total Students With Valid Growth Test Scores	2
Mean RIT	*
Standard Deviation	*
District Grade Level Mean RIT	*
Students At or Above District Grade Level Mean RIT	*
Norm Grade Level Mean RIT	218.9
Students At or Above Norm Grade Level Mean RIT	*

	Lo %ile < 21		LoAvg %ile 21-40		Avg %ile 41-60		HiAvg %ile 61-80		Hi %ile > 80		Mean RIT (+/- Smp Err)	Std Dev
	count	%	count	%	count	%	count	%	count	%		
Overall Performance												
Growth: Reading 6+ AK 2012 / AK English Language Arts: 2012	2	100%	0	0%	0	0%	0	0%	0	0%	*	*
Goal Area												
Literature	2	100%	0	0%	0	0%	0	0%	0	0%	*	*
Informational Text	2	100%	0	0%	0	0%	0	0%	0	0%	*	*
Vocabulary Acquisition and Use	2	100%	0	0%	0	0%	0	0%	0	0%	*	*

Explanatory Notes

Tests shown in gray are excluded from summary statistics. Either the test occurred outside the testing window for a term, had an invalid score, or was a repeat test for a student within a term.

Test Invalidation Reasons: ***1 The test duration was too short to provide a valid result. ***2 The overall RIT score for this test is above the valid range. ***3 The overall RIT score for this test is below the valid range.

***4 The standard error for this test is below acceptable limits. ***5 The standard error for this test is above acceptable limits. ***6 The test has been identified as invalid. ***7 High level of rapid guessing has invalidated test.

Due to statistical unreliability, summary data for groups of less than 10 are not shown.

* This data is not available for reporting. Please refer to help and documentation for more information.

Lexile® is a trademark of MetaMetrics, Inc., and is registered in the United States and abroad.



Grade Report

Grade 10

Term: Fall 2020-2021
District: Yupitit School District
School: TULUKSAK SCHOOL

Norms Reference Data: 2020 Norms.
Weeks of Instruction: 4 (Fall 2020)
Grouping: None
Small Group Display: No

Math: Math K-12

Summary	
Total Students With Valid Growth Test Scores	5
Mean RIT	*
Standard Deviation	*
District Grade Level Mean RIT	*
Students At or Above District Grade Level Mean RIT	*
Norm Grade Level Mean RIT	229.1
Students At or Above Norm Grade Level Mean RIT	*

Overall Performance	Lo %ile < 21		LoAvg %ile 21-40		Avg %ile 41-60		HiAvg %ile 61-80		Hi %ile > 80		Mean RIT (+/- Smp Err)	Std Dev
	count	%	count	%	count	%	count	%	count	%		
Math: Math K-12	5	100%	0	0%	0	0%	0	0%	0	0%	*	*

Explanatory Notes

Tests shown in gray are excluded from summary statistics. Either the test occurred outside the testing window for a term, had an invalid score, or was a repeat test for a student within a term.

Test Invalidation Reasons: ***1 The test duration was too short to provide a valid result. ***2 The overall RIT score for this test is above the valid range. ***3 The overall RIT score for this test is below the valid range.

***4 The standard error for this test is below acceptable limits. ***5 The standard error for this test is above acceptable limits. ***6 The test has been identified as invalid. ***7 High level of rapid guessing has invalidated test.

Due to statistical unreliability, summary data for groups of less than 10 are not shown.

* This data is not available for reporting. Please refer to help and documentation for more information.

Lexile® is a trademark of MetaMetrics, Inc., and is registered in the United States and abroad.

Math: Math K-12

Growth: Math 6+ AK 2012 / AK Mathematics: 2012

Summary	
Total Students With Valid Growth Test Scores	5
Mean RIT	*
Standard Deviation	*
District Grade Level Mean RIT	*
Students At or Above District Grade Level Mean RIT	*
Norm Grade Level Mean RIT	229.1
Students At or Above Norm Grade Level Mean RIT	*

	Lo %ile < 21		LoAvg %ile 21-40		Avg %ile 41-60		HiAvg %ile 61-80		Hi %ile > 80		Mean RIT (+/- Smp Err)	Std Dev
	count	%	count	%	count	%	count	%	count	%		
Overall Performance												
Growth: Math 6+ AK 2012 / AK Mathematics: 2012	5	100%	0	0%	0	0%	0	0%	0	0%	*	*
Goal Area												
Operations and Algebraic Thinking	5	100%	0	0%	0	0%	0	0%	0	0%	*	*
The Real and Complex Number Systems	5	100%	0	0%	0	0%	0	0%	0	0%	*	*
Geometry	5	100%	0	0%	0	0%	0	0%	0	0%	*	*
Statistics and Probability	5	100%	0	0%	0	0%	0	0%	0	0%	*	*

Explanatory Notes

Tests shown in gray are excluded from summary statistics. Either the test occurred outside the testing window for a term, had an invalid score, or was a repeat test for a student within a term.

Test Invalidation Reasons: ***1 The test duration was too short to provide a valid result. ***2 The overall RIT score for this test is above the valid range. ***3 The overall RIT score for this test is below the valid range.

***4 The standard error for this test is below acceptable limits. ***5 The standard error for this test is above acceptable limits. ***6 The test has been identified as invalid. ***7 High level of rapid guessing has invalidated test.

Due to statistical unreliability, summary data for groups of less than 10 are not shown.

* This data is not available for reporting. Please refer to help and documentation for more information.

Lexile® is a trademark of MetaMetrics, Inc., and is registered in the United States and abroad.



Grade Report

Grade 10

Term: Fall 2020-2021
District: Yupitit School District
School: TULUKSAK SCHOOL

Norms Reference Data: 2020 Norms.
Weeks of Instruction: 4 (Fall 2020)
Grouping: None
Small Group Display: No

Language Arts: Reading

Summary	
Total Students With Valid Growth Test Scores	10
Mean RIT	191.6
Standard Deviation	11.8
District Grade Level Mean RIT	*
Students At or Above District Grade Level Mean RIT	*
Norm Grade Level Mean RIT	221.5
Students At or Above Norm Grade Level Mean RIT	0

	Lo %ile < 21		LoAvg %ile 21-40		Avg %ile 41-60		HiAvg %ile 61-80		Hi %ile > 80		Mean RIT (+/- Smp Err)	Std Dev
	count	%	count	%	count	%	count	%	count	%		
Overall Performance												
Language Arts: Reading	9	90%	1	10%	0	0%	0	0%	0	0%	188-192-196	11.8

Explanatory Notes

Tests shown in gray are excluded from summary statistics. Either the test occurred outside the testing window for a term, had an invalid score, or was a repeat test for a student within a term.

Test Invalidation Reasons: ***1 The test duration was too short to provide a valid result. ***2 The overall RIT score for this test is above the valid range. ***3 The overall RIT score for this test is below the valid range.

***4 The standard error for this test is below acceptable limits. ***5 The standard error for this test is above acceptable limits. ***6 The test has been identified as invalid. ***7 High level of rapid guessing has invalidated test.

Due to statistical unreliability, summary data for groups of less than 10 are not shown.

* This data is not available for reporting. Please refer to help and documentation for more information.

Lexile® is a trademark of MetaMetrics, Inc., and is registered in the United States and abroad.

Language Arts: Reading

Growth: Reading 6+ AK 2012 / AK English Language Arts: 2012

Summary	
Total Students With Valid Growth Test Scores	10
Mean RIT	191.6
Standard Deviation	11.8
District Grade Level Mean RIT	*
Students At or Above District Grade Level Mean RIT	*
Norm Grade Level Mean RIT	221.5
Students At or Above Norm Grade Level Mean RIT	0

	Lo %ile < 21		LoAvg %ile 21-40		Avg %ile 41-60		HiAvg %ile 61-80		Hi %ile > 80		Mean RIT (+/- Smp Err)	Std Dev
	count	%	count	%	count	%	count	%	count	%		
Overall Performance												
Growth: Reading 6+ AK 2012 / AK English Language Arts: 2012	9	90%	1	10%	0	0%	0	0%	0	0%	188-192-196	11.8
Goal Area												
Literature	9	90%	0	0%	1	10%	0	0%	0	0%	183-188-192	13.5
Informational Text	9	90%	1	10%	0	0%	0	0%	0	0%	189-193-197	11.6
Vocabulary Acquisition and Use	9	90%	0	0%	1	10%	0	0%	0	0%	190-194-198	12.8

Explanatory Notes

Tests shown in gray are excluded from summary statistics. Either the test occurred outside the testing window for a term, had an invalid score, or was a repeat test for a student within a term.

Test Invalidation Reasons: ***1 The test duration was too short to provide a valid result. ***2 The overall RIT score for this test is above the valid range. ***3 The overall RIT score for this test is below the valid range.

***4 The standard error for this test is below acceptable limits. ***5 The standard error for this test is above acceptable limits. ***6 The test has been identified as invalid. ***7 High level of rapid guessing has invalidated test.

Due to statistical unreliability, summary data for groups of less than 10 are not shown.

* This data is not available for reporting. Please refer to help and documentation for more information.

Lexile® is a trademark of MetaMetrics, Inc., and is registered in the United States and abroad.

Math: Math K-12

Summary	
Total Students With Valid Growth Test Scores	1
Mean RIT	*
Standard Deviation	*
District Grade Level Mean RIT	*
Students At or Above District Grade Level Mean RIT	*
Norm Grade Level Mean RIT	231.7
Students At or Above Norm Grade Level Mean RIT	*

Overall Performance	Lo %ile < 21		LoAvg %ile 21-40		Avg %ile 41-60		HiAvg %ile 61-80		Hi %ile > 80		Mean RIT (+/- Smp Err)	Std Dev
	count	%	count	%	count	%	count	%	count	%		
Math: Math K-12	1	100%	0	0%	0	0%	0	0%	0	0%	*	*

Explanatory Notes

Tests shown in gray are excluded from summary statistics. Either the test occurred outside the testing window for a term, had an invalid score, or was a repeat test for a student within a term.

Test Invalidation Reasons: ***1 The test duration was too short to provide a valid result. ***2 The overall RIT score for this test is above the valid range. ***3 The overall RIT score for this test is below the valid range.

***4 The standard error for this test is below acceptable limits. ***5 The standard error for this test is above acceptable limits. ***6 The test has been identified as invalid. ***7 High level of rapid guessing has invalidated test.

Due to statistical unreliability, summary data for groups of less than 10 are not shown.

* This data is not available for reporting. Please refer to help and documentation for more information.

Lexile® is a trademark of MetaMetrics, Inc., and is registered in the United States and abroad.

Math: Math K-12

Growth: Math 6+ AK 2012 / AK Mathematics: 2012

Summary	
Total Students With Valid Growth Test Scores	1
Mean RIT	*
Standard Deviation	*
District Grade Level Mean RIT	*
Students At or Above District Grade Level Mean RIT	*
Norm Grade Level Mean RIT	231.7
Students At or Above Norm Grade Level Mean RIT	*

	Lo %ile < 21		LoAvg %ile 21-40		Avg %ile 41-60		HiAvg %ile 61-80		Hi %ile > 80		Mean RIT (+/- Smp Err)	Std Dev
	count	%	count	%	count	%	count	%	count	%		
Overall Performance												
Growth: Math 6+ AK 2012 / AK Mathematics: 2012	1	100%	0	0%	0	0%	0	0%	0	0%	*	*
Goal Area												
Operations and Algebraic Thinking	1	100%	0	0%	0	0%	0	0%	0	0%	*	*
The Real and Complex Number Systems	1	100%	0	0%	0	0%	0	0%	0	0%	*	*
Geometry	1	100%	0	0%	0	0%	0	0%	0	0%	*	*
Statistics and Probability	1	100%	0	0%	0	0%	0	0%	0	0%	*	*

Explanatory Notes

Tests shown in gray are excluded from summary statistics. Either the test occurred outside the testing window for a term, had an invalid score, or was a repeat test for a student within a term.

Test Invalidation Reasons: ***1 The test duration was too short to provide a valid result. ***2 The overall RIT score for this test is above the valid range. ***3 The overall RIT score for this test is below the valid range.

***4 The standard error for this test is below acceptable limits. ***5 The standard error for this test is above acceptable limits. ***6 The test has been identified as invalid. ***7 High level of rapid guessing has invalidated test.

Due to statistical unreliability, summary data for groups of less than 10 are not shown.

* This data is not available for reporting. Please refer to help and documentation for more information.

Lexile® is a trademark of MetaMetrics, Inc., and is registered in the United States and abroad.



Grade Report

Grade 11

Term: Fall 2020-2021
District: Yupitit School District
School: TULUKSAK SCHOOL

Norms Reference Data: 2020 Norms.
Weeks of Instruction: 4 (Fall 2020)
Grouping: None
Small Group Display: No

Language Arts: Reading

Summary	
Total Students With Valid Growth Test Scores	1
Mean RIT	*
Standard Deviation	*
District Grade Level Mean RIT	*
Students At or Above District Grade Level Mean RIT	*
Norm Grade Level Mean RIT	223.5
Students At or Above Norm Grade Level Mean RIT	*

Overall Performance	Lo %ile < 21		LoAvg %ile 21-40		Avg %ile 41-60		HiAvg %ile 61-80		Hi %ile > 80		Mean RIT (+/- Smp Err)	Std Dev
	count	%	count	%	count	%	count	%	count	%		
Language Arts: Reading	1	100%	0	0%	0	0%	0	0%	0	0%	*	*

Explanatory Notes

Tests shown in gray are excluded from summary statistics. Either the test occurred outside the testing window for a term, had an invalid score, or was a repeat test for a student within a term.

Test Invalidation Reasons: ***1 The test duration was too short to provide a valid result. ***2 The overall RIT score for this test is above the valid range. ***3 The overall RIT score for this test is below the valid range.

***4 The standard error for this test is below acceptable limits. ***5 The standard error for this test is above acceptable limits. ***6 The test has been identified as invalid. ***7 High level of rapid guessing has invalidated test.

Due to statistical unreliability, summary data for groups of less than 10 are not shown.

* This data is not available for reporting. Please refer to help and documentation for more information.

Lexile® is a trademark of MetaMetrics, Inc., and is registered in the United States and abroad.

Language Arts: Reading

Growth: Reading 6+ AK 2012 / AK English Language Arts: 2012

Summary	
Total Students With Valid Growth Test Scores	1
Mean RIT	*
Standard Deviation	*
District Grade Level Mean RIT	*
Students At or Above District Grade Level Mean RIT	*
Norm Grade Level Mean RIT	223.5
Students At or Above Norm Grade Level Mean RIT	*

	Lo %ile < 21		LoAvg %ile 21-40		Avg %ile 41-60		HiAvg %ile 61-80		Hi %ile > 80		Mean RIT (+/- Smp Err)	Std Dev
	count	%	count	%	count	%	count	%	count	%		
Overall Performance												
Growth: Reading 6+ AK 2012 / AK English Language Arts: 2012	1	100%	0	0%	0	0%	0	0%	0	0%	*	*
Goal Area												
Literature	1	100%	0	0%	0	0%	0	0%	0	0%	*	*
Informational Text	1	100%	0	0%	0	0%	0	0%	0	0%	*	*
Vocabulary Acquisition and Use	1	100%	0	0%	0	0%	0	0%	0	0%	*	*

Goal Performance
 A. Literature
 B. Informational Text
 C. Vocabulary Acquisition and Use

Name (Student ID)	Test Date	RIT (+/- Std Err)	Percentile (+/- Std Err)	Lexile® Range	Test Duration	A	B	C
Allain, Abigail (0000259207)	10/05/20	177-180-183	1-1-1	205L-355L	50 m	190-206	159-173	171-183

Explanatory Notes

Tests shown in gray are excluded from summary statistics. Either the test occurred outside the testing window for a term, had an invalid score, or was a repeat test for a student within a term.
 Test Invalidation Reasons: ***1 The test duration was too short to provide a valid result. ***2 The overall RIT score for this test is above the valid range. ***3 The overall RIT score for this test is below the valid range.
 ***4 The standard error for this test is below acceptable limits. ***5 The standard error for this test is above acceptable limits. ***6 The test has been identified as invalid. ***7 High level of rapid guessing has invalidated test.
 Due to statistical unreliability, summary data for groups of less than 10 are not shown.
 * This data is not available for reporting. Please refer to help and documentation for more information.
 Lexile® is a trademark of MetaMetrics, Inc., and is registered in the United States and abroad.

Yupiit School District

Box 51190 • Akiachak, AK 99551 • Phone (907) 825-3600 • Fax (877) 825-2404 • www.yupiit.org



Date: December 17, 2020
To: Regional School Board
From: John Stackhouse, Acting Superintendent
Re: Action Item D

The Administration recommends the approval of the Red Cross Agreement.



Licensed Training Provider Agreement

This **Licensed Training Provider Agreement** ("Agreement") is by and between The American National Red Cross ("Red Cross") and Akiak Schools (the "LTP") (each a "Party" and together the "Parties"), effective as of the last date of signature set forth below ("Effective Date"), for the purpose of licensing Red Cross training materials and curriculum to LTP in order to permit individuals who are (i) either employees or volunteers of LTP, and (ii) are also Red Cross-certified instructors in good standing ("Instructors"), to deliver instruction in the Red Cross training courses that are included within the product package(s) listed in Appendix B ("Courses") at the locations designated in Appendix C.

1. LTP Responsibilities. LTP will:

- 1.1. Teach Courses using only Red Cross-approved instructional materials and other copyrighted and proprietary educational content as Red Cross may provide from time to time to licensed training providers of Course instruction ("Course Materials"), using only Instructors who possess current, appropriate Red Cross instructor certification for each such Course, and in compliance with the most current Red Cross Training Provider Resource Guide ("Guide"), policies and procedures (collectively, the "Policies")
- 1.2. Before commencing instruction activities under this Agreement, provide Red Cross with a list of all Instructors who will teach Courses on behalf of LTP.
- 1.3. Notify Red Cross within ten (10) business days of any additions to or deletions from LTP's list of Instructors who will teach Courses on behalf of LTP.
- 1.4. Only sponsor, promote, and teach Courses and otherwise perform under this Agreement within the United States of America and its territories ("U.S."), as the Red Cross is only permitted to solicit, deliver services and provide program support within the U.S.
- 1.5. Permit Red Cross to enter upon LTP's premises and perform random observations of LTP's Courses.
- 1.6. Enter accurate and complete records for each completed Course ("Course Records"), along with all other requested information, into the Red Cross's Learning Management System or any similar, successor system ("LMS") within ten (10) calendar days of each completed scheduling instance of a Course (each such instance hereinafter referred to as a "Class"), and comply with all terms and conditions of the LMS during such use.
- 1.7. Only issue Course completion certificates, using Red Cross-approved systems and forms, to students who have successfully completed a Course that has been administered in compliance with this Agreement (it being understood that Red Cross may invalidate any Course completion certification not issued in conformity with this section 1.7).
- 1.8. Pay all fees payable under this Agreement when due, in accordance with section 5 below.
- 1.9. Obtain and maintain adequate insurance to cover its performance, and the performance of its employees, volunteers, and contractors, under this Agreement, as Red Cross insurance does not extend to LTP or its Instructors.

2. License to Course Materials; Access to Red Cross LMS and CPS.

- 2.1. Red Cross is the owner of Course Materials. Subject to the terms and conditions of this Agreement, Red Cross hereby grants LTP a limited, non-exclusive, non-transferrable, and non-sublicensable license to publicly display and perform, Course Materials solely for the purpose of conducting Courses authorized under this Agreement. LTP may not revise, edit or create derivative works of Course Materials, in whole or in part.



- 2.2. Course Materials will be made available to LTP by digital download or other means as determined by Red Cross. LTP shall only obtain Course Materials for Courses that LTP is authorized to provide, and only through distribution means either authorized or directed by Red Cross.
- 2.3. Red Cross will provide LTP with access to the LMS and an authorized means of digitally downloading and printing Course completion certificates in a form determined by Red Cross. LTP has no right or authorization to design or create its own Course completion certificates.
- 2.4. LTP shall use reasonable efforts to protect the Course Materials from use not permitted under this Agreement. This Agreement does not constitute a transfer of ownership rights in the Course Materials. LTP shall not use facts and information from the Course Materials to create its own courses and course materials.
- 2.5. LTP may, from time to time, at its election, participate in Red Cross's Class Posting Service ("CPS"). Using the CPS, licensed training providers of Red Cross may advertise the availability of courses to prospective students on Red Cross's on-line store, for additional fees. LTP agrees that its participation in the CPS will be governed by the terms and conditions contained in Red Cross's CPS User Guide, as the same may be amended from time to time. Red Cross may suspend or terminate the CPS with respect to all licensed training providers, including LTP, at any time or from time to time, in its sole discretion.

3. Use of Names and Marks.

- 3.1. Red Cross grants LTP the limited, non-exclusive, non-transferable and non-assignable license in the U.S. to use the name and logo of the Red Cross in the format set forth in the Guide (the "Authorized Mark") solely to promote that LTP is an authorized provider of the Courses, and subject to all restrictions herein this Agreement and the Policies.
- 3.2. Except as expressly provided in this Agreement, neither Party may use the other Party's name(s), logos trademarks or other intellectual property in marketing materials, press releases, presentations other than Courses, or otherwise without the advance written consent of the other Party, which consent may be granted or withheld in the other Party's sole discretion.
- 3.3. LTP shall not state or imply that that Red Cross sponsors or endorses LTP's business, products or services generally, or that any other training courses and services other than the Courses, are owned or endorsed by or otherwise associated or affiliated with Red Cross.
- 3.4. LTP shall not (i) create a compound mark with the Authorized Mark or (ii) use the Authorized Mark with any other design, slogan or trademark when such combination would tend to cause confusion as to source or affiliation.
- 3.5. LTP shall not in any instance, use a Greek red cross design in association with its business, goods and/or services.

4. Term and Termination.

- 4.1 This Agreement will be effective as of the Effective Date listed above and ends on the day before the thirty-six (36) month anniversary thereof, unless earlier terminated as provided below.
- 4.2 Red Cross may immediately terminate this Agreement if LTP breaches this Agreement. Red Cross may also terminate this Agreement if LTP breaches the terms of the CPS.
- 4.3 Either Party may terminate this Agreement with advance written notice to the other Party of at least thirty (30) days.
- 4.4 Notwithstanding expiration or any termination of this Agreement, the provisions of this Agreement will continue to govern with respect to any amounts payable to Red Cross for Courses completed prior to such expiration or termination. The Parties' obligations under section 7 below will also survive expiration or any termination of this Agreement.

**5. Fees and Invoicing.**

- 5.1 LTP will remit payment by credit card upon entry of Course Records into LMS; or will be invoiced, if approved. All fees for CPS are non-refundable and will be paid by credit card at the time LTP submits the Class for posting.
- 5.2 For each Class enrollee, LTP will be charged the per student fee that is applicable to that Course. Courses are included within the product package(s) listed on Appendix B. Fees for Courses are set forth in the price list attached to Appendix B.
- 5.3 Red Cross may approve or deny LTP's request to be invoiced at Red Cross's sole discretion. Invoices will be sent via postal mail, may be issued up to four (4) times per month, and will include all transactions submitted in that billing period. Payment in full is due thirty (30) days from the date of each invoice. Past due amounts will be subject to collections actions and may be referred to an external collections agency. In such an event, Red Cross will be entitled to all costs of collection including interest, reasonable attorney's fees and litigation expenses, and collection agency fees and expenses. LTPs with high credit risk or late payments may also result in the suspension or termination of LTP's invoicing privileges at Red Cross's sole discretion. Credit card payment upon submission of Course Records will be required if invoicing privileges are suspended or terminated, and such payment will be a condition to Red Cross's issuance of Course completion certificates from and after such suspension or termination.
- 5.4 If approved for invoicing, LTP may elect to have invoices delivered electronically to one (1) email address. LTP will provide Red Cross a single valid email address for electronic invoice delivery. LTP will receive a link in the email to a PDF copy of the invoice, which link will expire after thirty (30) days. LTP understands that LTP will not receive an invoice via postal mail after enrollment in electronic invoice delivery.
- 5.5 If LTP desires that invoices issued by Red Cross reflect LTP-issued purchase order numbers, then any such purchase order must be received by Red Cross at least ten (10) business days prior to the Class date; it being understood that under no circumstance will the absence of a LTP-issued purchase order number on any invoice excuse LTP's timely payment of that invoice.
- 5.6 To pay an invoice by credit card or to establish ACH payments, call 888-284-0607. To pay an invoice by check, include the remittance advice showing the LTP account name, customer number and invoice number, and send to:
- American Red Cross - Training Services
25688 Network Place
Chicago, IL 60673-1256
- 5.7 If LTP desires that Red Cross use LTP's vendor payment portal, Red Cross will not be obligated to pay LTP or any third party any fee or expense for such use, regardless of any provision to the contrary in such portal's terms of use. LTP will, on demand, promptly reimburse Red Cross for any such fee or expense.
- 5.8 If LTP has account balance or invoice questions or concerns, immediately upon receipt of invoice, LTP may email billing@redcross.org or call 888-284-0607 to report and resolve the inquiry.
- 5.9 At least annually, Red Cross will review its national Course price list, and may increase its prices for Courses. Red Cross will notify LTP of any such increase. Such notice (which Red Cross may send to LTP's contact for notices or contact for billing in Appendix A) will specify the date on which the increase will take effect under this Agreement. That date will be at least thirty (30) days after the date of such notice. As of that effective date, prices under this Agreement will automatically be modified to reflect such increase without need for the Parties to take any other action, including (without limitation) the execution of any separate modification of, or amendment to this Agreement.



5.10 If the Red Cross determines that any course offered by the LTP and/or its Instructors is not taught in accordance with Red Cross Policies, the LTP will be responsible for any costs associated with the re-training of course participants. Red Cross, at its sole discretion, will determine the appropriate party to conduct the re-training, which may include the LTP or any Red Cross employee, volunteer, or third-party licensed training provider.

6. Notices. Each Party's contacts for notices and billing under this Agreement is listed on Appendix A.

7. Confidentiality. Except as required by applicable law or otherwise provided herein, each Party will maintain the confidentiality of all provisions of this Agreement or other confidential information, documents and materials received for the purposes of this Agreement.

8. Intellectual Property.

8.1 Red Cross reserves all rights not expressly granted herein, in its registered and common law trademarks, service marks, names, emblems, logos and designs including without limitation, the Authorized Mark (the "Red Cross Marks"), and in the Course Materials in whole or in part (collectively the "Red Cross IP").

8.2 LTP acknowledges and agrees that the Red Cross IP is and shall remain the property of Red Cross, and that the license granted under this Agreement does not constitute a transfer to LTP of any ownership rights in the Red Cross IP. Further, the Parties agree and acknowledge that LTP's use of the Red Cross IP shall inure solely to the benefit of Red Cross.

8.3 LTP shall not commit, or cause any third party to commit, any act challenging, contesting or in any way impairing or attempting to impair Red Cross's right, title and interest in and to the Red Cross IP, including seeking registration of the Red Cross IP in whole or in part, or of any confusingly similar trademark or service mark anywhere in the world or incorporating LTP's business under the Red Cross Marks or any aspect of the Red Cross Marks or any name confusingly similar to the Red Cross Marks.

8.4 Upon the expiration or termination of this Agreement, all rights in the Red Cross IP herein granted to LTP immediately expire, and LTP will immediately cease all use of the Red Cross IP.

9. Miscellaneous.

9.1 Severability. In the event any provision of this Agreement is held invalid, illegal or unenforceable (any such provision, an "Invalid Provision") in any jurisdiction, the Red Cross and the LTP shall promptly negotiate in good faith a lawful, valid and enforceable provision that is as similar in terms to such Invalid Provision as may be possible while giving effect to the future benefits and burdens accruing to the Parties hereunder. But, in no way will the Invalid Provision affect the validity or enforceability of any other portion or provision of this Agreement, regardless of the ability of the Parties to negotiate a new provision.

9.2 Independent Contractors. Each Party is an independent contractor with respect to the other, and nothing herein shall create any association, partnership, franchise, or joint venture between the Parties or an employer-employee relationship. No agent, employee or servant of any Party shall be, or shall be deemed to be, the employee, agent or servant of the other Party, and each Party shall be solely and entirely responsible for its acts and the acts of its agents, employees and servants.

9.3 Assignment. Neither Party's rights under this Agreement may be assigned, or its obligations delegated, in whole or in part, without the prior written consent of the other Party. Any attempted assignment or delegation in violation of the foregoing will be null and void.

**American
Red Cross****Training Services
Licensed Training Provider Agreement**

9.4 Governing Law. The Agreement is governed by the laws of the District of Columbia, without giving effect to its choice or conflict of law rules.

10. Entire Agreement; Modifications and Waivers. This Agreement constitutes the entire agreement between the Parties and supersedes all prior agreements, understandings and representations, both written and oral, between the Parties with respect to the subject matter of this Agreement. Amendments, addenda and waivers to this Agreement will be effective only if made, in each case, by a non-preprinted document clearly understood by both Parties to be an amendment, addendum or waiver, as the case may be. Any additional or different terms or conditions contained in any purchase order, confirmation, receipt, invoice, click-through agreement, or similar documents will not be binding on either Party, whether or not such terms and conditions would materially alter this Agreement (and even if the receiving Party has signed or otherwise acknowledged such purchase order, confirmation, receipt, invoice, click-through agreement or similar document), and each Party hereby rejects all such additional or different terms and conditions.

The Parties, acting through their duly authorized officers, have executed this Agreement, which shall come into force as of the Effective Date. Execution of this Agreement confirms LTP's receipt of the Training Provider Resource Guide, which may be updated from time to time.

LTP Name: Akiak Schools	The American National Red Cross
LTP Signature: <small>DocuSigned by:</small> <i>Lance Jackson</i>	Red Cross Signature: <small>DocuSigned by:</small> <i>Michael Carr</i>
Name: Lance Jackson	Name: Michael Carr
Title: Principal	Title: Sales Representative
Date: 12/2/2020	Date: 11/23/2020



**Licensed Training Provider Agreement
Appendix A – Contact Information****Licensed Training Provider (LTP) Information**

LTP: Akiak Schools

LTP Address: 10 Akiakway

LTP Fax:

Akiak

AK

99552

LTP Account Number: SF03610550

LTP Contact: Lance Jackson

LTP Contact Email: ljackson@yupit.org

LTP Contact Phone: (907) 765-4601

Extension:

(NOTE: All Billing Contact information MUST be completed for a specific individual; not a system/generic email)

LTP Billing Contact Name: Lance Jackson

LTP Billing Contact Phone: (907) 765-4601

Extension:

LTP Billing Contact Email: ljackson@yupit.org

LTP Billing Address: 10 Akiakway

Akiak

AK

99552

LTP DUNS Number:

Email for Invoice Delivery (if electing electronic invoice delivery):

Notices to be delivered to LTP Contact, above.

Red Cross Strategic Account Executive

Name: Michael Carr

Phone: (800) 567-1474

Ext.: 582211

Email: michaelcarr@redcrosssales.org

Legal Notice to be delivered to your Red Cross Strategic Account Executive with a copy to The American National Red Cross, Office of the General Counsel at 431 18TH Street NW, Washington, DC 20006.

**American
Red Cross****Training Services
Licensed Training Provider Agreement****FIRST AMENDMENT TO LICENSED TRAINING PROVIDER AGREEMENT
BETWEEN THE AMERICAN NATIONAL RED CROSS AND****Akiak Schools**

THIS FIRST AMENDMENT to the Licensed Training Provider Agreement (the "First Amendment"), which is effective as of the last date of signature set forth below, is entered into by and between the American National Red Cross ("Red Cross") and the undersigned ("LTP").

WHEREAS, Red Cross and LTP entered into a Licensed Training Provider Agreement dated as of the same date as this First Amendment (the "Agreement"); and

WHEREAS, Red Cross and LTP desire to amend the Agreement to reflect a new understanding between the parties as set forth below;

NOW THEREFORE, in consideration of the mutual covenants and agreements contained herein, the parties hereto agree as follows:

1. Subsection 5.9 of the Agreement is hereby amended by inserting the following sentence at the end of said section:



Notwithstanding anything in the foregoing to the contrary, LTP acknowledges that Red Cross will implement a price increase on or about January 4, 2021. LTP hereby waives the above requirement for advance notice with respect to such increase.

2. Miscellaneous.

(a) This First Amendment constitutes the entire agreement between the Parties with respect to the subject matter of this First Amendment, and supersedes all prior agreements, understandings and representations, both written and oral, between the Parties with respect to such subject matter. This First Amendment may be executed in any number of counterparts, each of which shall be deemed an original, but all of which when taken together shall constitute one and the same instrument.

(b) Except as amended by this First Amendment, the Agreement is hereby ratified and confirmed, and all other terms of the Agreement shall remain in full force and effect, unaltered and unchanged by this First Amendment.

IN WITNESS WHEREOF, the parties have executed this First Amendment, effective as of the date first indicated above.

LTP Name: Akiak Schools	The American National Red Cross
LTP Signature: 	Red Cross Signature: 
Name: Lance Jackson	Name: Michael Carr
Title: Principal	Title: Sales Representative
Date: 12/2/2020	Date: 11/23/2020



Training Services Licensed Training Service Agreement

Appendix B – Product Packages and Price List

Product Packages(s)

AP/LTP-Bloodborne Pathogens

AP/LTP-FA/CPR/AED

AP/LTP-FA/CPR/AED Add-Ons

Additional Product Packages can be added as needed. Please contact your Red Cross representative as listed on Appendix A.

Equipment and Materials

Training equipment, materials and other supplies may be purchased through your Red Cross representative as listed on Appendix A. or www.RedCrossStore.org.

Method of Payment

Preferred Payment Type

Credit/Debit Card



Price List

 Akiak Schools
 PG-0000098777

Price List	SKU	Product	UOM Price
AP/LTP-FA/CPR/AED	AP-HSSBBP101-OL	Bloodborne Pathogens-OL	Each 18.00
AP/LTP-FA/CPR/AED	AP-HSSCPR101	Hands-Only CPR	Each 0.00
AP/LTP-FA/CPR/AED	AP-HSSCPR701	Hands-Only CPR Presenter Training	Each 0.00
AP/LTP-FA/CPR/AED	AP-HSSPFA201-OL	Cat and Dog First Aid-OL	Each 13.00
AP/LTP-FA/CPR/AED	AP-HSSSFA099-OL	Psychological First Aid: Supporting Yourself & Others During COVID-19 Online AP	Each 10.00
AP/LTP-FA/CPR/AED	AP-HSSSFA101	First Aid	Each 22.00
AP/LTP-FA/CPR/AED	AP-HSSSFA101-OL	Returning to Work During COVID-19: Safe Work Practices Online for AP	Each 10.00
AP/LTP-FA/CPR/AED	AP-HSSSFA101C	First Aid Challenge	Each 22.00
AP/LTP-FA/CPR/AED	AP-HSSSFA101R	First Aid Review	Each 22.00
AP/LTP-FA/CPR/AED	AP-HSSSFA102	Adult CPR	Each 22.00
AP/LTP-FA/CPR/AED	AP-HSSSFA102C	Adult CPR Challenge	Each 22.00
AP/LTP-FA/CPR/AED	AP-HSSSFA102R	Adult CPR Review	Each 22.00
AP/LTP-FA/CPR/AED	AP-HSSSFA103	Child CPR	Each 22.00
AP/LTP-FA/CPR/AED	AP-HSSSFA103C	Child CPR Challenge	Each 22.00
AP/LTP-FA/CPR/AED	AP-HSSSFA103R	Child CPR Review	Each 22.00
AP/LTP-FA/CPR/AED	AP-HSSSFA104	Infant CPR	Each 22.00
AP/LTP-FA/CPR/AED	AP-HSSSFA104C	Infant CPR Challenge	Each 22.00
AP/LTP-FA/CPR/AED	AP-HSSSFA104R	Infant CPR Review	Each 22.00
AP/LTP-FA/CPR/AED	AP-HSSSFA105	Adult AED	Each 13.00
AP/LTP-FA/CPR/AED	AP-HSSSFA105C	Adult AED Challenge	Each 13.00
AP/LTP-FA/CPR/AED	AP-HSSSFA105R	Adult AED Review	Each 13.00
AP/LTP-FA/CPR/AED	AP-HSSSFA106	Child AED	Each 13.00
AP/LTP-FA/CPR/AED	AP-HSSSFA106C	Child AED Challenge	Each 13.00
AP/LTP-FA/CPR/AED	AP-HSSSFA106R	Child AED Review	Each 13.00
AP/LTP-FA/CPR/AED	AP-HSSSFA107	Adult CPR/AED	Each 22.00
AP/LTP-FA/CPR/AED	AP-HSSSFA107C	Adult CPR/AED Challenge	Each 22.00
AP/LTP-FA/CPR/AED	AP-HSSSFA107R	Adult CPR/AED Review	Each 22.00
AP/LTP-FA/CPR/AED	AP-HSSSFA108	Child CPR/AED	Each 22.00



Price List

Akiak Schools
PG-0000098777

Price List	SKU	Product	UOM Price
AP/LTP-FA/CPR/AED	AP-HSSSFA108C	Child CPR/AED Challenge	Each 22.00
AP/LTP-FA/CPR/AED	AP-HSSSFA108R	Child CPR/AED Review	Each 22.00
AP/LTP-FA/CPR/AED	AP-HSSSFA111	First Aid and Bloodborne Pathogens	Each 30.00
AP/LTP-FA/CPR/AED	AP-HSSSFA111C	First Aid and Bloodborne Pathogens Challenge	Each 30.00
AP/LTP-FA/CPR/AED	AP-HSSSFA111R	First Aid and Bloodborne Pathogens Review	Each 30.00
AP/LTP-FA/CPR/AED	AP-HSSSFA112	Adult CPR and Bloodborne Pathogens	Each 22.00
AP/LTP-FA/CPR/AED	AP-HSSSFA112C	Adult CPR and Bloodborne Pathogens Challenge	Each 22.00
AP/LTP-FA/CPR/AED	AP-HSSSFA112R	Adult CPR and Bloodborne Pathogens Review	Each 22.00
AP/LTP-FA/CPR/AED	AP-HSSSFA117	Adult CPR/AED and Bloodborne Pathogens	Each 30.00
AP/LTP-FA/CPR/AED	AP-HSSSFA117C	Adult CPR/AED and Bloodborne Pathogens Challenge	Each 30.00
AP/LTP-FA/CPR/AED	AP-HSSSFA117R	Adult CPR/AED and Bloodborne Pathogens Review	Each 30.00
AP/LTP-FA/CPR/AED	AP-HSSSFA121	First Aid and Asthma Inhaler	Each 22.00
AP/LTP-FA/CPR/AED	AP-HSSSFA121C	First Aid and Asthma Inhaler Challenge	Each 22.00
AP/LTP-FA/CPR/AED	AP-HSSSFA121R	First Aid and Asthma Inhaler Review	Each 22.00
AP/LTP-FA/CPR/AED	AP-HSSSFA122	Adult CPR and Asthma Inhaler	Each 22.00
AP/LTP-FA/CPR/AED	AP-HSSSFA122C	Adult CPR and Asthma Inhaler Challenge	Each 22.00
AP/LTP-FA/CPR/AED	AP-HSSSFA122R	Adult CPR and Asthma Inhaler Review	Each 22.00
AP/LTP-FA/CPR/AED	AP-HSSSFA127	Adult CPR/AED and Asthma Inhaler	Each 22.00
AP/LTP-FA/CPR/AED	AP-HSSSFA127C	Adult CPR/AED and Asthma Inhaler Challenge	Each 22.00
AP/LTP-FA/CPR/AED	AP-HSSSFA127R	Adult CPR/AED and Asthma Inhaler Review	Each 22.00
AP/LTP-FA/CPR/AED	AP-HSSSFA131	First Aid with Anaphylaxis and Epinephrine Auto-Injector	Each 22.00
AP/LTP-FA/CPR/AED	AP-HSSSFA131C	First Aid with Anaphylaxis and Epinephrine Auto-Injector Challenge	Each 22.00
AP/LTP-FA/CPR/AED	AP-HSSSFA131R	First Aid with Anaphylaxis and Epinephrine Auto-Injector Review	Each 22.00
AP/LTP-FA/CPR/AED	AP-HSSSFA132	Adult CPR with Anaphylaxis and Epinephrine Auto-Injector	Each 22.00
AP/LTP-FA/CPR/AED	AP-HSSSFA132C	Adult CPR with Anaphylaxis and Epinephrine Auto-Injector Challenge	Each 22.00
AP/LTP-FA/CPR/AED	AP-HSSSFA132R	Adult CPR with Anaphylaxis and Epinephrine Auto-Injector Review	Each 22.00
AP/LTP-FA/CPR/AED	AP-HSSSFA137	Adult CPR/AED with Anaphylaxis and Epinephrine Auto-Injector	Each 22.00
AP/LTP-FA/CPR/AED	AP-HSSSFA137C	Adult CPR/AED with Anaphylaxis and Epinephrine Auto-Injector Challenge	Each 22.00



Price List

 Akiak Schools
 PG-0000098777

Price List	SKU	Product	UOM Price
AP/LTP-FA/CPR/AED	AP-HSSSFA137R	Adult CPR/AED with Anaphylaxis and Epinephrine Auto-Injector Review	Each 22.00
AP/LTP-FA/CPR/AED	AP-HSSSFA147	Adult CPR/AED and Administering Emergency Oxygen	Each 30.00
AP/LTP-FA/CPR/AED	AP-HSSSFA147C	Adult CPR/AED and Administering Emergency Oxygen Challenge	Each 30.00
AP/LTP-FA/CPR/AED	AP-HSSSFA147R	Adult CPR/AED and Administering Emergency Oxygen Review	Each 30.00
AP/LTP-FA/CPR/AED	AP-HSSSFA151	First Aid and BBP and Asthma and Epi and AEO	Each 38.00
AP/LTP-FA/CPR/AED	AP-HSSSFA151C	First Aid and BBP and Asthma and Epi and AEO Challenge	Each 38.00
AP/LTP-FA/CPR/AED	AP-HSSSFA151R	First Aid and BBP and Asthma and Epi and AEO Review	Each 38.00
AP/LTP-FA/CPR/AED	AP-HSSSFA152	Adult CPR with BBP, Asthma, Epi and AEO	Each 38.00
AP/LTP-FA/CPR/AED	AP-HSSSFA152C	Adult CPR with BBP, Asthma, Epi and AEO Challenge	Each 38.00
AP/LTP-FA/CPR/AED	AP-HSSSFA152R	Adult CPR with BBP, Asthma, Epi and AEO Review	Each 38.00
AP/LTP-FA/CPR/AED	AP-HSSSFA157	Adult CPR/AED with BBP, Asthma, Epi and AEO	Each 38.00
AP/LTP-FA/CPR/AED	AP-HSSSFA157C	Adult CPR/AED with BBP, Asthma, Epi and AEO Challenge	Each 38.00
AP/LTP-FA/CPR/AED	AP-HSSSFA157R	Adult CPR/AED with Bloodborne Pathogens, Asthma Inhaler, Anaphylaxis/Epinephrine	Each 38.00
AP/LTP-FA/CPR/AED	AP-HSSSFA201	Adult and Child CPR	Each 22.00
AP/LTP-FA/CPR/AED	AP-HSSSFA201C	Adult and Child CPR Challenge	Each 22.00
AP/LTP-FA/CPR/AED	AP-HSSSFA201R	Adult and Child CPR Review	Each 22.00
AP/LTP-FA/CPR/AED	AP-HSSSFA202	Adult and Infant CPR	Each 22.00
AP/LTP-FA/CPR/AED	AP-HSSSFA202C	Adult and Infant CPR Challenge	Each 22.00
AP/LTP-FA/CPR/AED	AP-HSSSFA202R	Adult and Infant CPR Review	Each 22.00
AP/LTP-FA/CPR/AED	AP-HSSSFA203	Pediatric CPR	Each 22.00
AP/LTP-FA/CPR/AED	AP-HSSSFA203C	Pediatric CPR Challenge	Each 22.00
AP/LTP-FA/CPR/AED	AP-HSSSFA203R	Pediatric CPR Review	Each 22.00
AP/LTP-FA/CPR/AED	AP-HSSSFA204	Adult and Child AED	Each 13.00
AP/LTP-FA/CPR/AED	AP-HSSSFA204C	Adult and Child AED Challenge	Each 13.00
AP/LTP-FA/CPR/AED	AP-HSSSFA204R	Adult and Child AED Review	Each 13.00
AP/LTP-FA/CPR/AED	AP-HSSSFA205	Adult CPR/AED and Child CPR	Each 22.00
AP/LTP-FA/CPR/AED	AP-HSSSFA205C	Adult CPR/AED and Child CPR Challenge	Each 22.00
AP/LTP-FA/CPR/AED	AP-HSSSFA205R	Adult CPR/AED and Child CPR Review	Each 22.00



Price List

Akiak Schools
PG-0000098777

Price List	SKU	Product	UOM Price
AP/LTP-FA/CPR/AED	AP-HSSSFA206	Adult CPR/AED and Infant CPR	Each 22.00
AP/LTP-FA/CPR/AED	AP-HSSSFA206C	Adult CPR/AED and Infant CPR Challenge	Each 22.00
AP/LTP-FA/CPR/AED	AP-HSSSFA206R	Adult CPR/AED and Infant CPR Review	Each 22.00
AP/LTP-FA/CPR/AED	AP-HSSSFA207	Pediatric CPR/AED	Each 22.00
AP/LTP-FA/CPR/AED	AP-HSSSFA207C	Pediatric CPR/AED Challenge	Each 22.00
AP/LTP-FA/CPR/AED	AP-HSSSFA207R	Pediatric CPR/AED Review	Each 22.00
AP/LTP-FA/CPR/AED	AP-HSSSFA208	Adult and Child CPR/AED	Each 22.00
AP/LTP-FA/CPR/AED	AP-HSSSFA208C	Adult and Child CPR/AED Challenge	Each 22.00
AP/LTP-FA/CPR/AED	AP-HSSSFA208R	Adult and Child CPR/AED Review	Each 22.00
AP/LTP-FA/CPR/AED	AP-HSSSFA213	Pediatric CPR with Bloodborne Pathogens	Each 30.00
AP/LTP-FA/CPR/AED	AP-HSSSFA221	Adult and Child First Aid/CPR/AED with Anaphylaxis/Epi Auto-Injector	Each 30.00
AP/LTP-FA/CPR/AED	AP-HSSSFA301	Adult and Pediatric CPR	Each 22.00
AP/LTP-FA/CPR/AED	AP-HSSSFA301C	Adult and Pediatric CPR Challenge	Each 22.00
AP/LTP-FA/CPR/AED	AP-HSSSFA301R	Adult and Pediatric CPR Review	Each 22.00
AP/LTP-FA/CPR/AED	AP-HSSSFA302	Adult CPR/AED with Pediatric CPR	Each 22.00
AP/LTP-FA/CPR/AED	AP-HSSSFA302C	Adult CPR/AED with Pediatric CPR Challenge	Each 22.00
AP/LTP-FA/CPR/AED	AP-HSSSFA302R	Adult CPR/AED and Pediatric CPR Review	Each 22.00
AP/LTP-FA/CPR/AED	AP-HSSSFA303	Adult and Pediatric CPR/AED	Each 22.00
AP/LTP-FA/CPR/AED	AP-HSSSFA303C	Adult and Pediatric CPR/AED Challenge	Each 22.00
AP/LTP-FA/CPR/AED	AP-HSSSFA303R	Adult and Pediatric CPR/AED Review	Each 22.00
AP/LTP-FA/CPR/AED	AP-HSSSFA304	Adult and Pediatric CPR/AED with Asthma Inhaler and Anaphylaxis/Epinephrine Auto	Each 38.00
AP/LTP-FA/CPR/AED	AP-HSSSFA401	Adult First Aid/CPR	Each 30.00
AP/LTP-FA/CPR/AED	AP-HSSSFA401C	Adult First Aid/CPR Challenge	Each 30.00
AP/LTP-FA/CPR/AED	AP-HSSSFA401R	Adult First Aid/CPR Review	Each 30.00
AP/LTP-FA/CPR/AED	AP-HSSSFA402	Child First Aid/CPR	Each 31.00
AP/LTP-FA/CPR/AED	AP-HSSSFA402C	Child First Aid/CPR Challenge	Each 30.00
AP/LTP-FA/CPR/AED	AP-HSSSFA402R	Child First Aid/CPR Review	Each 30.00
AP/LTP-FA/CPR/AED	AP-HSSSFA403	Infant First Aid/CPR	Each 30.00



Price List

Akiak Schools
PG-0000098777

Price List	SKU	Product	UOM Price
AP/LTP-FA/CPR/AED	AP-HSSSFA403C	Infant First Aid/CPR Challenge	Each 30.00
AP/LTP-FA/CPR/AED	AP-HSSSFA403R	Infant First Aid/CPR Review	Each 30.00
AP/LTP-FA/CPR/AED	AP-HSSSFA404	Adult First Aid/CPR/AED	Each 30.00
AP/LTP-FA/CPR/AED	AP-HSSSFA404C	Adult First Aid/CPR/AED Challenge	Each 30.00
AP/LTP-FA/CPR/AED	AP-HSSSFA404R	Adult First Aid/CPR/AED Review	Each 30.00
AP/LTP-FA/CPR/AED	AP-HSSSFA405	Child First Aid/CPR/AED	Each 30.00
AP/LTP-FA/CPR/AED	AP-HSSSFA405C	Child First Aid/CPR/AED Challenge	Each 30.00
AP/LTP-FA/CPR/AED	AP-HSSSFA405R	Child First Aid/CPR/AED Review	Each 30.00
AP/LTP-FA/CPR/AED	AP-HSSSFA406	Adult and Child CPR/First Aid	Each 30.00
AP/LTP-FA/CPR/AED	AP-HSSSFA406C	Adult and Child CPR/First Aid Challenge	Each 30.00
AP/LTP-FA/CPR/AED	AP-HSSSFA406R	Adult and Child CPR/First Aid Review	Each 30.00
AP/LTP-FA/CPR/AED	AP-HSSSFA407	Adult and Infant First Aid/CPR	Each 30.00
AP/LTP-FA/CPR/AED	AP-HSSSFA407C	Adult and Infant First Aid/CPR Challenge	Each 30.00
AP/LTP-FA/CPR/AED	AP-HSSSFA407R	Adult and Infant First Aid/CPR Review	Each 30.00
AP/LTP-FA/CPR/AED	AP-HSSSFA408	Pediatric First Aid/CPR	Each 30.00
AP/LTP-FA/CPR/AED	AP-HSSSFA408C	Pediatric First Aid/CPR Challenge	Each 30.00
AP/LTP-FA/CPR/AED	AP-HSSSFA408R	Pediatric First Aid/CPR Review	Each 30.00
AP/LTP-FA/CPR/AED	AP-HSSSFA409	Adult CPR/AED, Child CPR and First Aid	Each 30.00
AP/LTP-FA/CPR/AED	AP-HSSSFA409C	Adult CPR/AED, Child CPR and First Aid Challenge	Each 30.00
AP/LTP-FA/CPR/AED	AP-HSSSFA409R	Adult CPR/AED, Child CPR and First Aid Review	Each 30.00
AP/LTP-FA/CPR/AED	AP-HSSSFA410	Adult CPR/AED, Infant CPR and First Aid	Each 30.00
AP/LTP-FA/CPR/AED	AP-HSSSFA410C	Adult CPR/AED, Infant CPR and First Aid Challenge	Each 30.00
AP/LTP-FA/CPR/AED	AP-HSSSFA410R	Adult CPR/AED, Infant CPR and First Aid Review	Each 30.00
AP/LTP-FA/CPR/AED	AP-HSSSFA411	Pediatric First Aid/CPR/AED	Each 30.00
AP/LTP-FA/CPR/AED	AP-HSSSFA411C	Pediatric First Aid/CPR/AED Challenge	Each 30.00
AP/LTP-FA/CPR/AED	AP-HSSSFA411R	Pediatric First Aid/CPR/AED Review	Each 30.00
AP/LTP-FA/CPR/AED	AP-HSSSFA412	Adult and Child First Aid/CPR/AED	Each 30.00
AP/LTP-FA/CPR/AED	AP-HSSSFA412C	Adult and Child First Aid/CPR/AED Challenge	Each 30.00



Price List

Akiak Schools
PG-0000098777

Price List	SKU	Product	UOM Price
AP/LTP-FA/CPR/AED	AP-HSSSFA412R	Adult and Child First Aid/CPR/AED Review	Each 30.00
AP/LTP-FA/CPR/AED	AP-HSSSFA413	Adult and Pediatric First Aid/CPR	Each 30.00
AP/LTP-FA/CPR/AED	AP-HSSSFA413C	Adult and Pediatric First Aid/CPR Challenge	Each 30.00
AP/LTP-FA/CPR/AED	AP-HSSSFA413R	Adult and Pediatric First Aid/CPR Review	Each 30.00
AP/LTP-FA/CPR/AED	AP-HSSSFA414	Adult CPR/AED, Pediatric CPR and First Aid	Each 30.00
AP/LTP-FA/CPR/AED	AP-HSSSFA414C	Adult CPR/AED, Pediatric CPR and First Aid Challenge	Each 30.00
AP/LTP-FA/CPR/AED	AP-HSSSFA414R	Adult CPR/AED, Pediatric CPR and First Aid Review	Each 30.00
AP/LTP-FA/CPR/AED	AP-HSSSFA415	Adult and Pediatric First Aid/CPR/AED	Each 30.00
AP/LTP-FA/CPR/AED	AP-HSSSFA415C	Adult and Pediatric First Aid/CPR/AED Challenge	Each 30.00
AP/LTP-FA/CPR/AED	AP-HSSSFA415R	Adult and Pediatric First Aid/CPR/AED Review	Each 30.00
AP/LTP-FA/CPR/AED	AP-HSSSFA416	Adult and Pediatric First Aid/CPR/AED and Bloodborne Pathogens	Each 38.00
AP/LTP-FA/CPR/AED	AP-HSSSFA416C	Adult and Pediatric First Aid/CPR/AED and Bloodborne Pathogens Challenge	Each 38.00
AP/LTP-FA/CPR/AED	AP-HSSSFA416R	Adult and Pediatric First Aid/CPR/AED and Bloodborne Pathogens Review	Each 38.00
AP/LTP-FA/CPR/AED	AP-HSSSFA417	Adult First Aid/CPR and Bloodborne Pathogens	Each 38.00
AP/LTP-FA/CPR/AED	AP-HSSSFA417C	Adult First Aid/CPR and Bloodborne Pathogens Challenge	Each 38.00
AP/LTP-FA/CPR/AED	AP-HSSSFA417R	Adult First Aid/CPR and Bloodborne Pathogens Review	Each 38.00
AP/LTP-FA/CPR/AED	AP-HSSSFA418	Adult First Aid/CPR/AED plus Bloodborne Pathogens	Each 38.00
AP/LTP-FA/CPR/AED	AP-HSSSFA418C	Adult First Aid/CPR/AED and Bloodborne Pathogens Challenge	Each 38.00
AP/LTP-FA/CPR/AED	AP-HSSSFA418R	Adult First Aid/CPR/AED and Bloodborne Pathogens Review	Each 38.00
AP/LTP-FA/CPR/AED	AP-HSSSFA419	Adult and Child First Aid/CPR and Bloodborne Pathogens	Each 38.00
AP/LTP-FA/CPR/AED	AP-HSSSFA419C	Adult and Child First Aid/CPR and Bloodborne Pathogens Challenge	Each 38.00
AP/LTP-FA/CPR/AED	AP-HSSSFA419R	Adult and Child First Aid/CPR and Bloodborne Pathogens Review	Each 38.00
AP/LTP-FA/CPR/AED	AP-HSSSFA420	Adult and Child First Aid/CPR/AED and Bloodborne Pathogens	Each 38.00
AP/LTP-FA/CPR/AED	AP-HSSSFA420C	Adult and Child First Aid/CPR/AED and Bloodborne Pathogens Challenge	Each 38.00
AP/LTP-FA/CPR/AED	AP-HSSSFA420R	Adult and Child First Aid/CPR/AED and Bloodborne Pathogens Review	Each 38.00
AP/LTP-FA/CPR/AED	AP-HSSSFA421	Adult First Aid, CPR with BBP, Anaphylaxis and Epi	Each 38.00
AP/LTP-FA/CPR/AED	AP-HSSSFA421-BL	Adult First Aid, CPR with BBP, Anaphylaxis and Epi- BL	Each 38.00
AP/LTP-FA/CPR/AED	AP-HSSSFA421C	Adult First Aid, CPR with BBP, Anaphylaxis and Epi- Challenge	Each 38.00



Price List

Akiak Schools
PG-000098777

Price List	SKU	Product	UOM Price
AP/LTP-FA/CPR/AED	AP-HSSSFA421R	Adult First Aid, CPR with BBP, Anaphylaxis and Epi- Review	Each 38.00
AP/LTP-FA/CPR/AED	AP-HSSSFA426	Adult and Pediatric First Aid/CPR/AED and Asthma Inhaler	Each 38.00
AP/LTP-FA/CPR/AED	AP-HSSSFA426C	Adult and Pediatric First Aid/CPR/AED and Asthma Inhaler Challenge	Each 38.00
AP/LTP-FA/CPR/AED	AP-HSSSFA426R	Adult and Pediatric First Aid/CPR/AED and Asthma Inhaler Review	Each 38.00
AP/LTP-FA/CPR/AED	AP-HSSSFA427	Adult First Aid/CPR and Asthma Inhaler	Each 38.00
AP/LTP-FA/CPR/AED	AP-HSSSFA427C	Adult First Aid/CPR and Asthma Inhaler Challenge	Each 38.00
AP/LTP-FA/CPR/AED	AP-HSSSFA427R	Adult First Aid/CPR and Asthma Inhaler Review	Each 38.00
AP/LTP-FA/CPR/AED	AP-HSSSFA428	Adult First Aid/CPR/AED and Asthma Inhaler	Each 30.00
AP/LTP-FA/CPR/AED	AP-HSSSFA428C	Adult First Aid/CPR/AED and Asthma Inhaler Challenge	Each 30.00
AP/LTP-FA/CPR/AED	AP-HSSSFA428R	Adult First Aid/CPR/AED and Asthma Inhaler Review	Each 30.00
AP/LTP-FA/CPR/AED	AP-HSSSFA436	Adult and Pediatric First Aid/CPR/AED with Anaphylaxis and Epinephrine Auto-Inje	Each 30.00
AP/LTP-FA/CPR/AED	AP-HSSSFA436C	Adult and Pediatric First Aid/CPR/AED with Epi Challenge	Each 30.00
AP/LTP-FA/CPR/AED	AP-HSSSFA436R	Adult and Pediatric First Aid/CPR/AED with Anaphylaxis and Epinephrine Auto-Inje	Each 30.00
AP/LTP-FA/CPR/AED	AP-HSSSFA437	Adult First Aid/CPR with Anaphylaxis and Epinephrine Auto-Injector	Each 30.00
AP/LTP-FA/CPR/AED	AP-HSSSFA437C	Adult First Aid/CPR with Anaphylaxis and Epinephrine Auto-Injector Challenge	Each 30.00
AP/LTP-FA/CPR/AED	AP-HSSSFA437R	Adult First Aid/CPR with Anaphylaxis and Epinephrine Auto-Injector Review	Each 30.00
AP/LTP-FA/CPR/AED	AP-HSSSFA438	Adult First Aid/CPR/AED with Anaphylaxis and Epinephrine Auto-Injector	Each 30.00
AP/LTP-FA/CPR/AED	AP-HSSSFA438C	Adult First Aid/CPR/AED with Anaphylaxis and Epinephrine Auto-Injector Challenge	Each 30.00
AP/LTP-FA/CPR/AED	AP-HSSSFA438R	Adult First Aid/CPR/AED with Anaphylaxis and Epinephrine Auto-Injector Review	Each 30.00
AP/LTP-FA/CPR/AED	AP-HSSSFA446	Adult and Pediatric First Aid/CPR/AED and Administering Emergency Oxygen	Each 38.00
AP/LTP-FA/CPR/AED	AP-HSSSFA446C	Adult and Pediatric First Aid/CPR/AED & Administering Emergency Oxygen Challenge	Each 38.00
AP/LTP-FA/CPR/AED	AP-HSSSFA446R	Adult and Pediatric First Aid/CPR/AED and Administering Emergency Oxygen Review	Each 38.00
AP/LTP-FA/CPR/AED	AP-HSSSFA447	Adult First Aid/CPR and Administering Emergency Oxygen	Each 30.00
AP/LTP-FA/CPR/AED	AP-HSSSFA447C	Adult First Aid/CPR and Administering Emergency Oxygen Challenge	Each 30.00
AP/LTP-FA/CPR/AED	AP-HSSSFA447R	Adult First Aid/CPR and Administering Emergency Oxygen Review	Each 30.00
AP/LTP-FA/CPR/AED	AP-HSSSFA448	Adult First Aid/CPR/AED and Administering Emergency Oxygen	Each 30.00
AP/LTP-FA/CPR/AED	AP-HSSSFA448C	Adult First Aid/CPR/AED and Administering Emergency Oxygen Challenge	Each 30.00
AP/LTP-FA/CPR/AED	AP-HSSSFA448R	Adult First Aid/CPR/AED and Administering Emergency Oxygen Review	Each 30.00



Price List

Akiak Schools
PG-0000098777

Price List	SKU	Product	UOM Price
AP/LTP-FA/CPR/AED	AP-HSSSFA450	Adult First Aid/CPR/AED with Asthma, Epi and AEO	Each 38.00
AP/LTP-FA/CPR/AED	AP-HSSSFA450C	Adult First Aid/CPR/AED with Asthma, Epi and AEO Challenge	Each 38.00
AP/LTP-FA/CPR/AED	AP-HSSSFA450R	Adult First Aid/CPR/AED with Asthma, Epi and AEO Review	Each 38.00
AP/LTP-FA/CPR/AED	AP-HSSSFA456	Adult and Pediatric First Aid/CPR/AED with BBP, Asthma, Epi, and AEO	Each 38.00
AP/LTP-FA/CPR/AED	AP-HSSSFA456C	Adult and Pediatric First Aid/CPR/AED with BBP, Asthma, Epi and AEO Challenge	Each 38.00
AP/LTP-FA/CPR/AED	AP-HSSSFA456R	Adult and Pediatric First Aid/CPR/AED with BBP, Asthma, Epi, and AEO Review	Each 38.00
AP/LTP-FA/CPR/AED	AP-HSSSFA457	Adult First Aid/CPR with BBP, Asthma, Epi and AEO	Each 38.00
AP/LTP-FA/CPR/AED	AP-HSSSFA457C	Adult First Aid/CPR with BBP, Asthma, Epi and AEO Challenge	Each 38.00
AP/LTP-FA/CPR/AED	AP-HSSSFA457R	Adult First Aid/CPR with BBP, Asthma, Epi and AEO Review	Each 38.00
AP/LTP-FA/CPR/AED	AP-HSSSFA458	Adult First Aid/CPR/AED and BBP and Asthma and Epi and AEO	Each 38.00
AP/LTP-FA/CPR/AED	AP-HSSSFA459	Adult and Pediatric First Aid/CPR and Bloodborne Pathogens Training	Each 38.00
AP/LTP-FA/CPR/AED	AP-HSSSFA459C	Adult and Pediatric First Aid/CPR Challenge and Bloodborne Pathogens Training	Each 38.00
AP/LTP-FA/CPR/AED	AP-HSSSFA459R	Adult and Pediatric First Aid/CPR Review and Bloodborne Pathogens Training	Each 38.00
AP/LTP-FA/CPR/AED	AP-HSSSFA460	Adult and Pediatric First Aid/CPR/AED with BBP, Epi, Asthma	Each 38.00
AP/LTP-FA/CPR/AED	AP-HSSSFA460C	Adult and Pediatric First Aid/CPR/AED with BBP, Epi, Asthma Challenge	Each 38.00
AP/LTP-FA/CPR/AED	AP-HSSSFA460R	Adult and Pediatric First Aid/CPR/AED with BBP, Epi, Asthma Review	Each 38.00
AP/LTP-FA/CPR/AED	AP-HSSSFA466	Adult and Pediatric First Aid/CPR/AED with BBP and AEO	Each 38.00
AP/LTP-FA/CPR/AED	AP-HSSSFA468	Adult First Aid/CPR/AED with Bloodborne Pathogens and AEO	Each 38.00
AP/LTP-FA/CPR/AED	AP-HSSSFA503	Adult and Pediatric First Aid/CPR/AED with Epi and Asthma	Each 38.00
AP/LTP-FA/CPR/AED	AP-HSSSFA503-BL	Adult and Pediatric First Aid/CPR/AED with Epi and Asthma - BL	Each 38.00
AP/LTP-FA/CPR/AED	AP-HSSSFA503C	Adult and Pediatric First Aid/CPR/AED with Epi and Asthma - Challenge	Each 38.00
AP/LTP-FA/CPR/AED	AP-HSSSFA503R	Adult and Pediatric First Aid/CPR/AED with Epi and Asthma - Review	Each 38.00
AP/LTP-FA/CPR/AED	AP-HSSSFA504-OL	Anaphylaxis and Epinephrine Auto-Injector-OL	Each 18.00
AP/LTP-FA/CPR/AED	AP-HSSSFA505-OL	Adult CPR/AED Online-OL	Each 18.00
AP/LTP-FA/CPR/AED	AP-HSSSFA506-OL	First Aid Online Only-OL	Each 18.00
AP/LTP-FA/CPR/AED	AP-HSSSFA508-OL	First Aid for Severe Bleeding-OL	Each 15.00
AP/LTP-FA/CPR/AED	AP-HSSSFA510-BL	First Aid-BL	Each 22.00
AP/LTP-FA/CPR/AED	AP-HSSSFA510-OL-PROV	Provisional Certification First Aid Online	Each 22.00



Price List

 Akiak Schools
 PG-0000098777

Price List	SKU	Product	UOM Price
AP/LTP-FA/CPR/AED	AP-HSSSFA510BBP-BL	First Aid and Bloodborne Pathogens-BL	Each 30.00
AP/LTP-FA/CPR/AED	AP-HSSSFA511-BL	Adult CPR/AED-BL	Each 22.00
AP/LTP-FA/CPR/AED	AP-HSSSFA511-OL-PROV	Provisional Certification Adult CPR/AED Online	Each 22.00
AP/LTP-FA/CPR/AED	AP-HSSSFA511BBP-BL	Adult CPR/AED and Bloodborne Pathogens-BL	Each 30.00
AP/LTP-FA/CPR/AED	AP-HSSSFA512-BL	Pediatric CPR/AED-BL	Each 22.00
AP/LTP-FA/CPR/AED	AP-HSSSFA512-OL-PROV	Provisional Certification Pediatric CPR/AED Online	Each 22.00
AP/LTP-FA/CPR/AED	AP-HSSSFA512BBP-BL	Pediatric CPR/AED and Bloodborne Pathogens-BL	Each 30.00
AP/LTP-FA/CPR/AED	AP-HSSSFA513-BL	Adult and Pediatric CPR/AED - BL	Each 22.00
AP/LTP-FA/CPR/AED	AP-HSSSFA513-OL-PROV	Provisional Certification Adult and Pediatric CPR/AED Online	Each 22.00
AP/LTP-FA/CPR/AED	AP-HSSSFA513BBP-BL	Adult and Pediatric CPR/AED and Bloodborne Pathogens-BL	Each 38.00
AP/LTP-FA/CPR/AED	AP-HSSSFA514-BL	Adult First Aid/CPR/AED-BL	Each 30.00
AP/LTP-FA/CPR/AED	AP-HSSSFA514-OL-PROV	Provisional Certification Adult First Aid CPR/AED Online	Each 30.00
AP/LTP-FA/CPR/AED	AP-HSSSFA514BBP-BL	Adult First Aid/CPR/AED and Bloodborne Pathogens-BL	Each 38.00
AP/LTP-FA/CPR/AED	AP-HSSSFA515-BL	Pediatric First Aid/CPR/AED-BL	Each 30.00
AP/LTP-FA/CPR/AED	AP-HSSSFA515-OL-PROV	Provisional Certification Pediatric First Aid CPR/AED Online	Each 30.00
AP/LTP-FA/CPR/AED	AP-HSSSFA515BBP-BL	Pediatric First Aid/CPR/AED and Bloodborne Pathogens-BL	Each 38.00
AP/LTP-FA/CPR/AED	AP-HSSSFA516-BL	Adult and Pediatric First Aid/CPR/AED-BL	Each 30.00
AP/LTP-FA/CPR/AED	AP-HSSSFA516-OL-PROV	Provisional Certification Adult and Pediatric First Aid CPR/AED Online	Each 30.00
AP/LTP-FA/CPR/AED	AP-HSSSFA516BBP-BL	Adult and Pediatric First Aid/CPR/AED and Bloodborne Pathogens-BL	Each 38.00
AP/LTP-FA/CPR/AED	AP-HSSSFA517-OL	First Aid for Opioid Overdoses-OL	Each 15.00
AP/LTP-FA/CPR/AED	AP-HSSSFA702-OL	Adult First Aid/CPR/AED Online-OL	Each 18.00
AP/LTP-FA/CPR/AED	AP-HSSSFA703-OL	Child and Baby First Aid/CPR/AED Online-OL	Each 18.00
AP/LTP-FA/CPR/AED	AP-HSSSFA704-OL	Adult, Child and Baby First Aid/CPR/AED Online-OL for AP	Each 18.00
AP/LTP-FA/CPR/AED	AP-HSSSFA710	1 Year Provisional First Aid Skill Session	Each 6.00
AP/LTP-FA/CPR/AED	AP-HSSSFA710-OL	1 Year Online Provisional First Aid-OL	Each 18.00
AP/LTP-FA/CPR/AED	AP-HSSSFA711	1 Year Provisional Adult CPR/AED Skill Session	Each 6.00
AP/LTP-FA/CPR/AED	AP-HSSSFA711-OL	1 Year Online Provisional Adult CPR/AED-OL	Each 18.00
AP/LTP-FA/CPR/AED	AP-HSSSFA713	1 Year Provisional Adult and Pediatric CPR/AED Skill Session	Each 6.00



American Red Cross
Training Services

Price List

Akiak Schools
PG-0000098777

Price List	SKU	Product	UOM Price
AP/LTP-FA/CPR/AED	AP-HSSSFA713-OL	1 Year Online Provisional Adult and Pediatric CPR/AED-OL	Each 18.00
AP/LTP-FA/CPR/AED	AP-HSSSFA714	1 Year Provisional Adult First Aid/CPR/AED Skill Session	Each 11.00
AP/LTP-FA/CPR/AED	AP-HSSSFA714-OL	1 Year Online Provisional Adult First Aid/CPR/AED-OL	Each 21.00
AP/LTP-FA/CPR/AED	AP-HSSSFA716	1 Year Provisional Adult and Pediatric First Aid/CPR/AED Skill Session	Each 11.00
AP/LTP-FA/CPR/AED	AP-HSSSFA716-OL	1 Year Online Provisional Adult and Pediatric First Aid/CPR/AED-OL	Each 21.00
AP/LTP-FA/CPR/AED	AP-HSSSFA750	First Aid for Public Safety Personnel (Title 22)	Each 38.00
AP/LTP-FA/CPR/AED	AP-HSSSFA801-BL	First Aid/CPR/AED Instructor-BL	Each 37.00
AP/LTP-FA/CPR/AED	AP-HSSSST201-OL	First Aid, Health and Safety for Coaches-OL	Each 28.00
AP/LTP-FA/CPR/AED Add-Ons	AP-HSSSFA501	Anaphylaxis and Epinephrine Auto-Injector	Each 10.00
AP/LTP-FA/CPR/AED Add-Ons	AP-HSSSFA502	Asthma Inhaler Training	Each 10.00
AP/LTP-Bloodborne Pathogens	AP-HSSBBP101	Bloodborne Pathogens Training	Each 13.00



Appendix C – Entities/Locations Covered by Agreement

Please provide information regarding any additional entities/locations covered by this Agreement, if applicable.

All Domestic Locations (additional legal entity names must be listed)

Entities/locations listed below

Affiliated Entity/Location Name and Contact Information	Relationship to Signatory Entity	Affiliated Entity Account Number
Example: Name: ABC Mid Atlantic Address: 2025 E ST NW Washington, DC 20006 Contact: Sally Safety Email: sally.safety@abc.com Phone: 800-555-1212	<i>Regional Distribution Center</i>	ABC1231542
Name: Address: Contact: Email: Phone:	Relationship:	Account Number:
Name: Address: Contact: Email: Phone:	Relationship:	Account Number:
Name: Address: Contact: Email: Phone:	Relationship:	Account Number:
Name: Address: Contact: Email: Phone:	Relationship:	Account Number:



American Red Cross
Training Services

Training Provider Resource Guide

Table of Contents

WELCOME	2
Purpose of the Resource Guide	2
ABOUT THE RED CROSS.....	3
Global Red Cross and Red Crescent Network	3
American Red Cross	4
RESOURCES FOR RED CROSS TRAINING PROVIDERS.....	5
The Red Cross Learning Center.....	5
Red Cross Store	6
Training Support Center.....	7
RED CROSS TRAINING PROGRAMS	8
INSTRUCTORS AND INSTRUCTOR TRAINERS	13
Instructor Certification.....	13
Instructor Agreement and Instructor Code of Conduct	14
Instructor Get Started Guide	14
Instructor Trainers	14
Maintaining Instructor and Instructor Trainer Certification	16
Quality Assurance.....	16
Support for Instructors and Instructor Trainers.....	16
CONDUCTING RED CROSS TRAINING PROGRAMS.....	18
Maintaining Training Standards	18
Training Provider Course and Price Listing.....	18
Training Equipment and Supplies	18
Training Materials	19
Delivering Blended Learning Courses.....	19
Reporting Course Activity	19
Obtaining Course Completion Certificates	20
Payment Options.....	20
AWARDS AND ALLIANCES	22
Lifesaving Awards	22
OSHA Alliance.....	22
American Red Cross Scientific Advisory Council	23
PERMISSIONS	24
Promoting Red Cross Courses.....	24
Copyright Permission Requests	25
Training Outside the Jurisdiction of the American Red Cross.....	25
ADDITIONAL PRODUCTS AND SERVICES.....	26
Automated External Defibrillators (AEDs).....	26
Aquatic Examiner Service.....	26
Emergency and First Aid Kits	26
Red Cross Mobile Apps	26

WELCOME

Thank you for choosing to be a Training Provider for the American Red Cross. As a Red Cross Training Provider, your organization has joined a long tradition of providing life-saving education and training throughout the United States dating back to 1909.

Purpose of the Resource Guide

This *American Red Cross Training Provider Resource Guide* provides your organization with the basic information it needs to serve as an American Red Cross Training Provider. For information about your responsibilities as a Training Provider and the responsibilities of the Red Cross to you, refer to your *Training Provider Agreement*.

Types of Red Cross Training Providers

Both Authorized Providers and Licensed Training Providers are companies or individuals licensed to use Red Cross training materials in the instruction of Red Cross training courses based on their contractual agreement with the Red Cross:

- An **Authorized Provider (AP)** is a company, organization or individual that signs a *Training Provider Agreement* licensing the AP to teach Red Cross courses to individuals within the AP's company or organization.
- A **Licensed Training Provider (LTP)** is a company or self-employed individual that is an independent business offering Red Cross training to outside companies, organizations or individuals as permitted through their *Training Provider Agreement*.

The *American Red Cross Training Provider Resource Guide* provides information about the resources available to you and your instructors in preparing for and delivering Red Cross training programs.

ABOUT THE RED CROSS

Proceeds from Red Cross training support the life-saving mission of the Red Cross - including disaster relief, blood collection, and Service to the Armed Forces.

Global Red Cross and Red Crescent Network

The Global Red Cross and Red Crescent Network is the largest humanitarian network in the world, with a presence in almost every country. The global network is unified and guided by seven Fundamental Principles.

Humanity

The Global Red Cross and Red Crescent Network, born of a desire to bring assistance without discrimination to the wounded on the battlefield, endeavors – in its international and national capacity – to prevent and alleviate human suffering wherever it may be found. Its purpose is to protect life and health and to ensure respect for the human being. It promotes mutual understanding, friendship, cooperation, and lasting peace amongst all peoples.

Impartiality

It makes no discrimination as to nationality, race, religious beliefs, class, or political opinions. It endeavors to relieve the suffering of individuals, being guided solely by their needs, and to give priority to the most urgent cases of distress.

Neutrality

In order to continue to enjoy the confidence of all, the Network may not take sides in hostilities or engage at any time in controversies of a political, racial, religious, or ideological nature.

Independence

The Network is independent. The National Societies, while auxiliaries in the humanitarian services of their governments and subject to the laws of their respective countries, must always maintain their autonomy so that they may be able at all times to act in accordance with the principles of the Movement.

Voluntary Service

It is a voluntary relief movement not prompted in any manner by desire for gain.

Unity

There can be only one Red Cross or Red Crescent Society in any one country. It must be open to all. It must carry on its humanitarian work throughout its territory.

Universality

The Global Red Cross and Red Crescent Network, in which all Societies have equal status and share equal responsibilities and duties in helping each other, is worldwide.

American Red Cross

Mission

The American Red Cross prevents and alleviates human suffering in the face of emergencies by mobilizing the power of volunteers and the generosity of donors.

Vision Statement

The American Red Cross, through its network of volunteers, donors, and partners, is always there in times of need. We aspire to turn compassion into action so that:

- All people affected by disaster across the country and around the world receive care, shelter, and hope;
- Our communities are ready and prepared for disasters;
- Everyone in our country has access to safe, lifesaving blood and blood products;
- All members of our armed services and their families find support and comfort whenever needed; and
- In an emergency, there are always trained individuals nearby, ready to use their Red Cross skills to save lives.

History

Clara Barton and a circle of her acquaintances founded the American Red Cross in Washington, D.C. on May 21, 1881. Barton first heard of the Swiss-inspired global Red Cross network while visiting Europe following the Civil War. Returning home, she campaigned for an American Red Cross and for ratification of the Geneva Convention protecting the war-injured, which the United States ratified in 1882.

The American Red Cross Today

Today, the supporters, volunteers and employees of the American Red Cross provide compassionate care in five critical areas:

- People affected by disasters in America.
- Support for members of the military, their families and veterans.
- Blood collection, processing, and distribution.
- Health and safety education and training.
- International relief and development.

For more information, visit redcross.org.

RESOURCES FOR RED CROSS TRAINING PROVIDERS

The Red Cross Learning Center

The Red Cross Learning Center (www.redcrosslearningcenter.org) provides functionality for American Red Cross Training Services programs to administer, track, report, and deliver training as well as maintain certification data. The Learning Center includes all the content used by students, instructors, and third-party administrative provider partners in one place. Users will be able to access different resources and functionality based on user profile roles (student, instructor, partner administrator).

Students (non-instructors) taking online only or blended learning courses will use the **Red Cross Learning Center—Student Portal** to:

- Access and launch online courses.
- Access relevant digital course materials.
- View their certifications.
- Link to the Red Cross store to purchase course materials and supplies.
- Learn more about the science behind the course content.
- Learn about other opportunities such as becoming an instructor.
- Get help from the Training Support Center.

The **Red Cross Learning Center—Instructor Portal** allows instructors to:

- Access and launch any online or blended courses you are taking.
- Access all instructor resources for teaching and administering courses such as:
 - View their certifications.
 - Program and course materials – digital versions of participant manuals, instructor manuals, written exams, and instructor bulletins.
 - Teaching Resources – streaming video segments and course presentations supporting course delivery.
 - How-to Information and Videos to support instructors use of the portal and functionality.
 - Administrative policies and procedures.
 - About the Science sections, including expert answers to technical questions and research topics.
 - Information about other Red Cross training programs
- Manage classes they are teaching by being able to:
 - Set up blended learning classes in advance.
 - Monitor student online course completion status.
 - Report and close out courses taught.
 - Provide digital certificates to students immediately through system-generated emails.
 - View details for class history on all courses they have taught.
- Manage instructor certifications through access to:
 - View certifications.
 - Launch online instructor recertification and program update courses.
 - Learn about bridging to become an instructor in other program areas or becoming an instructor trainer.
- Stay abreast of the latest information:
 - Network with other instructors through the Forum.
 - Read the latest news from the Red Cross.
 - Read the latest instructor newsletter *iConnection*.

Partner Administrators

Training Providers can designate one or more individuals to the role of Partner Administrator, which allows users to manage Red Cross certified instructors affiliated as instructors with their organization. The Red Cross Learning Center–Partner Portal view provides access to all resources and functions of the instructor portal view plus additional functionality to manage instructors.

The administrator role does not require the user to have an instructor certification. Training Providers should contact their sales representative to request one or more partner administrator roles for their account.

Partner Administrators use the **Red Cross Learning Center—Partner Portal** to:

- Manage Instructors:
 - Request to affiliate (add) and unaffiliate (remove) Red Cross certified instructors to their organization's *Red Cross Training Provider Agreement*.
 - View instructor list and run standard reports on certification and expiration alerts.
- Manage classes:
 - Utilize the Class Posting Service to list classes being offered by the partner on the Red Cross website.
 - Set up blended learning classes and assign instructors.
 - View online course completion status for all blended learning classes.
 - Close out and report classes on behalf of instructors.
 - View class history details for all classes taught.

In order for certified Red Cross Instructors and instructor trainers to access the password-protected areas of the Red Cross Learning Center, they must be affiliated with an approved Training Provider. The Red Cross Learning Center may be accessed at www.redcrosslearningcenter.org.

Red Cross Store

The Red Cross Store is an online store providing 24 hours a day, 7 days a week ability to order a variety of training supplies and products, including:

- Training program materials such as instructor and participant manuals, textbooks, and DVDs.
- Training supplies including CPR manikins, AED training devices, breathing barriers, and pocket masks.
- First aid and emergency preparedness kits.
- Red Cross apparel and accessories.

For more information, visit the Red Cross Store at www.redcross.org/store or link to it from the Red Cross Learning Center at www.redcrosslearningcenter.org.

Training Support Center

The Training Support Center (TSC) is available to assist Training Providers with program inquiries, course record entry, billing inquiries, and other support functions for administrators, instructors, and instructor trainers. TSC representatives are available through the “Click to Chat” or “Create a Support Case” functionality on the Red Cross Learning Center (www.redcrosslearningcenter.org) “Questions ” page, by e-mail at support@redcrosstraining.org, or by phone at 1-800-RED-CROSS.

The hours of operation for the TSC are:

Monday—Friday from 7:30 a.m. to 11:00 p.m. ET

Saturday from 7:30 a.m. to 8:00 p.m. ET

RED CROSS TRAINING PROGRAMS

The Red Cross offers a broad range of training programs for both lay public and professional responders in the areas of first aid, CPR/AED, swimming and water safety, and caregiving.

Information, including an Instructor Bulletin detailing key information on instructor certification requirements and course options for programs, can be found on each program page of the Red Cross Learning Center (www.redcrosslearningcenter.org) in the Course Materials page under the Classes section.

Your *Training Provider Agreement* details the training program or programs that your organization is licensed to teach. To add training programs to your agreement, contact your sales representative.

First Aid and CPR training programs for organizations, schools, and the community:

First Aid/CPR/AED

The purpose of the courses in the First Aid/CPR/AED program is to help participants recognize and respond appropriately to cardiac, breathing, and first aid emergencies; to know how to care for a suddenly injured or ill person until more advanced medical personnel arrive and take over.

The First Aid/CPR/AED program is available in two delivery formats: classroom (instructor-led) and blended learning, featuring online simulation learning followed by an in-person skills session.

The program offers the flexibility of selecting First Aid, CPR, and AED courses for adults, children, and infants depending upon your training needs. With a variety of course options and delivery formats, courses in the First Aid/CPR/AED training program range from 3 hours to 6 hours in duration.

English and Spanish versions of the program are available.

The First Aid/CPR/AED training program includes supplemental, add-on training modules for more advanced training and certification in key topics, including OSHA-mandated Bloodborne Pathogens Training, Anaphylaxis and Epinephrine Auto-Injector, Asthma Inhaler Training, and Administering Emergency Oxygen.

Responding to Emergencies: Comprehensive First Aid/CPR/AED

Responding to Emergencies (RTE) is a 30-hour, lay-level first aid and CPR/AED program designed primarily for high schools and colleges that require a curriculum that can be taught over the course of a semester and adapted to a variety of course outlines. The program is available in a classroom (instructor-led) only format and features an integrated teaching approach that includes classroom lecture, videos, simulated emergency situations, discussion, and hands-on skills practice.

Content for the RTE program includes:

- Recognizing and responding appropriately to cardiac, breathing, and first aid emergencies.
- First aid, CPR, and AED skills to give immediate care to a suddenly injured or ill person.
- Proper care and special considerations for emergencies involving adults, children, and infants.
- Injury management, medical emergencies, and healthy lifestyle tips.

Wilderness and Remote First Aid

The Wilderness and Remote First Aid program is designed to teach individuals how to use first aid skills to help in emergency situations where help is delayed. The program is based on the 2010 Boy Scouts of America (BSA) Wilderness First Aid Curriculum and Doctrine Guidelines.

The Wilderness and Remote First Aid program is appropriate for audiences from youth-serving organizations as well as adults who participate in outdoor recreational activities or who work in remote settings where emergency medical services (EMS) response is more than 1 hour away.

The Wilderness and Remote First Aid program emphasizes experiential learning and major portions of the course are meant to be taught in outdoor settings.

First Aid and CPR training programs for healthcare providers and professional rescuers:

Basic Life Support

The purpose of the Basic Life Support (BLS) program is to ensure that healthcare providers have the knowledge and skills necessary to respond to breathing and cardiac emergencies. The course emphasizes active, hands-on learning and uses scenario activities to help participants learn how to provide CPR, use an AED, and relieve an obstructed airway for adult, child, and infant patients.

The Basic Life Support program is available in two delivery formats: classroom (instructor-led) and blended learning, featuring adaptive learning functionality, followed by an in-person skills session.

Advanced Life Support

The American Red Cross Advanced Life Support (ALS) course provides participants with the knowledge and skills they need to assess, recognize and care for patients who are experiencing a cardiovascular, cerebrovascular, or respiratory emergency. The course emphasizes providing high-quality patient care by integrating psychomotor skills, rhythm interpretation, electrical interventions, and pharmacologic knowledge with critical thinking and problem solving to achieve the best possible patient outcomes.

The Advanced Life Support program is available in two delivery formats: blended learning, featuring adaptive learning functionality, followed by an in-person skills session and classroom.

Pediatric Advanced Life Support

The American Red Cross Pediatric Advanced Life Support (PALS) course provides participants with the knowledge and skills they need to assess, recognize, and care for pediatric patients who are experiencing a respiratory emergency, shock, or a cardiac emergency. The course emphasizes providing high-quality patient care by integrating psychomotor skills, rhythm interpretation, electrical interventions, and pharmacologic knowledge with critical thinking and problem solving to achieve the best possible patient outcomes.

The Pediatric Advanced Life Support program is available in two delivery formats: blended learning, featuring adaptive learning functionality, followed by an in-person skills session and classroom.

CPR/AED for Professional Rescuers

The CPR/AED for Professional Rescuers (CPRO) program trains individuals with a duty to act including lifeguards, police, security personnel, firefighters, and athletic trainers — to respond to breathing and cardiac emergencies in adults, children, and infants until more advanced medical personnel take over.

This course is also intended for individuals serving in roles that would be called upon to provide support in emergency situations, such as aquatic facility, gym/fitness club, or community/recreation center staff.

Emergency Medical Response

The purpose of the American Red Cross Emergency Medical Response program is to train participants in the knowledge and skills of an emergency medical responder (EMR) to help sustain life, reduce pain, and minimize the consequences of injury or sudden illness until more advanced medical personnel take over.

Ideal for corporate emergency response teams, law enforcement, security officers, or students wishing to begin a career in public safety or healthcare upon graduation, this 56-hour classroom (instructor-led) course is designed to meet or exceed National Emergency Medical Services Education Standards Emergency Medical Responder Instructional Guidelines.

Title 22 – California First Aid for Public Safety Personnel

In accordance with the requirements of Title 22 of the California Code of Regulations, the purpose of the First Aid for Public Safety Personnel (FAPSP) course is to train lifeguards, fire fighters, and peace officers in the knowledge and skills necessary to help sustain life, reduce pain, and minimize the consequences of injury or illness until more advanced medical help arrive.

Aquatics and Swimming and Water Safety programs:

Lifeguarding

The purpose of the Lifeguarding program is to train lifeguards to act with speed and confidence in emergency situations both in and out of the water. Topics include water rescue skills, surveillance and recognition, first aid, breathing and cardiac emergencies, CPR, AED, and more.

Courses within the Lifeguarding Program include Lifeguarding (for facilities with pool depths greater than 7 feet), Shallow Water Lifeguarding (for facilities with pool depths less than or equal to 5 feet), and Aquatic Attraction Lifeguarding (for facilities with aquatic attractions and pool depths less than or equal to 3 feet). Lifeguarding courses are available in both the traditional, instructor led delivery as well as blended learning delivery, which combines eLearning with in-person skills practice.

Swimming and Water Safety

The Swimming and Water Safety Program teaches people of different ages and abilities how to be safe in, on or around the water and how to swim. In a logical progression, the program covers the knowledge and skills needed for aquatic skill development. As participants develop these skills, they become safer and better swimmers.

The Swimming and Water Safety program contains the following basic level courses and presentations:

- Parent and Child Aquatics (2 levels)
- Preschool Aquatics (3 levels)
- Learn-to-Swim (6 levels)
- Adult Swim (3 levels)
- Private Swim Lessons
- Water Safety Today
- Personal Water Safety
- Basic Water Rescue
- Small Craft Safety
- Home Pool Essentials: Maintenance and Safety (online only course)
- Water Safety Presentations:
 - General Water Safety
 - Home Pool Safety
 - Parent Orientation to Swim Lessons
 - Sun Safety
 - Rip Current Safety

The Swimming and Water Safety program offers two paths for instructor certification:

- Water Safety Instructor
- Basic Swim Instructor

Safety Training for Swim Coaches

The American Red Cross Safety Training for Swim Coaches program uses a blended learning delivery method that combines online knowledge acquisition and an in-water skills session. This program was developed in partnership with USA Swimming to teach those involved in competitive swimming, including coaches, officials, athletic trainers, and aquatic exercise trainers, how to help:

- Maintain a comfortable and safe environment for swimmers.
- Prevent accidents and emergencies.
- Respond to swimmers with illnesses or injuries in water or on land.

The 6-hour full course combines web-based delivery of content, an online exam and a facility-based, in-water skills session. Other course options include an online-content only option (for coaches who have current American Red Cross Lifeguarding/First Aid/CPR/AED or Shallow Water Lifeguarding First Aid/CPR/AED certification).

Longfellow's WHALE Tales

The American Red Cross created Longfellow's WHALE Tales to help teachers and youth leaders teach children about safe behavior in, on, and around the water. WHALE is an acronym for Water Habits Are Learned Early. The materials in the Longfellow's WHALE Tales K-6 Educational Packet are designed to give children an awareness of being safe around the water and to promote healthful aquatic recreation.

The American Red Cross Longfellow's WHALE Tales lessons teach children about water safety in different environments, such as pools, waterparks, oceans, lakes, and rivers. It teaches them about water hazards around the home and neighborhood and covers sun safety, boating safety, and much more. The program features fun, animated videos; colorful posters; stickers; activity worksheets; illustrated, color fact sheets; and three types of completion certificates. These leader-led program materials are available on Red Cross Learning Center (for instructors) and on [redcross.org/whale-tales](https://www.redcross.org/whale-tales) for individuals without access to the Learning Center.

Training programs for youth interested in becoming babysitters in their neighborhoods:

Babysitter's Training

The purpose of the Babysitter's Training program is to provide youth who are planning to babysit with the knowledge and skills necessary to safely and responsibly give care for children and infants. This course – designed for youth ages 11 to 15 – helps participants to develop leadership skills; learn how to develop a babysitting business, keep themselves and others safe and help children behave; and learn about basic child care and basic first aid.

INSTRUCTORS AND INSTRUCTOR TRAINERS

Instructor Certification

Certification occurs when an instructor candidate successfully completes the instructor course or the instructor bridge course (if qualified) and is issued an instructor certification indicating that all requirements have been met on that date.

Before an instructor can teach and gain access to the Red Cross Learning Center—Instructor Portal, s/he must be affiliated with a Training Provider. Once certified, an instructor may provide training based upon the affiliation with the Training Provider and the Training Provider's agreement with the Red Cross.

Instructor Courses

Instructor courses train individuals to be able to teach the course(s) within a specific program. Most Red Cross instructor courses are in a blended learning format featuring an online introduction to the instructor course and an in-person portion. The online portion typically includes a review of the Red Cross mission and services, an overview of the training program and materials, and an introduction to the tools and resources available to instructors. Successful completion of the online introduction is required prior to attending the first session of the in-person portion of the instructor course.

The in-person portion is led by a certified Red Cross Instructor Trainer (IT) in the specific program area. It includes a precourse skills assessment, a review of the training program and materials, and features one or more practice-teaching assignments, which allow instructor candidates the opportunity to practice teaching sections of the course they will be teaching.

Upon successful completion of the instructor course, individuals will be granted a Red Cross Instructor certification permitting them to teach the course or courses within the training program area for a specific period of time, which is usually two years. Newly certified instructors must affiliate with a Training Provider in order to teach Red Cross courses and submit training records.

The specific prerequisites and details for instructor courses vary by training program. For information on instructor courses, visit the Red Cross Learning Center at www.redcrosslearningcenter.org (no login required).

To register for an instructor course in your area, interested instructor candidates can search for a class on the Red Cross website <https://www.redcross.org/take-a-class> or call 1-800-RED-CROSS.

For organizations that wish to train multiple instructor candidates, the Red Cross offers “Full Service” instructor courses in which a Red Cross Instructor Trainer delivers the instructor course on-site. For information on scheduling an instructor course at your location, contact your sales representative.

Instructor Bridging

Instructor bridging is an expedited instructor certification option that recognizes an individual's instructor certification and experience – either with the Red Cross or other national training organizations – in order to provide Red Cross Instructor certification without the need to attend a full instructor course. Most instructor bridge courses are online only courses that are made available to eligible instructor candidates at no cost.

Individuals who qualify for and complete the instructor bridge course and process will be granted the same Red Cross Instructor certification as an individual who completed the full instructor course for the program.

Specific requirements for instructor bridging vary by training program and details can be found on the Red Cross Learning Center at www.redcrosslearningcenter.org.

The information contains an extensive collection of resources and information for individuals interested in becoming a Red Cross certified instructor for various training programs.

The program-specific pages available from this site contain:

- Instructor certification options and requirements.
- Prerequisites and process information to complete an instructor bridge.

Instructor Agreement and Instructor Code of Conduct

As part of the instructor certification and recertification process all Red Cross instructors are required to review and agree to the *Instructor Agreement and Instructor Code of Conduct*. Available on Red Cross Learning Center for certified instructors, the *Instructor Agreement and Instructor Code of Conduct* outlines the Red Cross obligations to instructors and instructors' obligation to the Red Cross related to the proper delivery and use of Red Cross training materials.

Instructor Get Started Guide

The *Instructor Get Started Guide* is a resource for newly certified Red Cross instructors detailing the key initial steps that an instructor needs to complete to begin teaching Red Cross programs based on their new Instructor certification.

The *Instructor Get Started Guide* is distributed to instructors at the completion of their instructor course and is also available on the Red Cross Learning Center (www.redcrosslearningcenter.org) in the "Resources" section.

Instructor Trainers

Instructor Trainers are individuals certified to teach Red Cross instructor courses which certify new Red Cross instructors. Similar to instructor requirements, in order for an instructor trainer (IT) to be able to teach instructor courses, the IT must:

- Be affiliated with a Training Provider.
- Sign or agree to the *Instructor Trainer Agreement and Instructor Trainer Code of Conduct*.

Additionally, once certified as an IT, the IT is permitted to teach instructor courses based upon their affiliation with the Training Provider and the Training Provider's agreement with the Red Cross.

Instructor Trainer Academies

Instructor Trainer Academies are training courses where instructor trainer candidates achieve their IT certification by participating and successfully completing a training program led by a Red Cross Instructor Trainer Educator. IT Academy curriculum is focused on providing the IT candidates with the knowledge, skills and familiarity with the Red Cross training program area so the IT can train new instructors in:

- Skill expertise and mastery in the training program area,
- Facilitation and classroom management, and
- Understanding of Red Cross training tools, resources, and processes.

IT Academies are available for the First Aid/CPR/AED, Lifeguarding, and Water Safety programs.

To attend an IT Academy, interested individuals must meet the qualifications and are required to complete an online application that includes providing details of the individual's teaching experience to-date and information on the IT candidates' interest in becoming an IT. Once the application is submitted, the IT Academy Administrative Coordinator reviews the application and contacts approved IT candidates with the steps to register for an IT academy.

The nationwide IT Academy schedule and the specific requirements and process for IT applicants to apply to attend an IT Academy are available in the Instructor Lifecycle section on the Red Cross Learning Center.

The Red Cross is always interested in partnering with organizations that would like to host an aquatic Instructor Trainer Academy at their facility. Program facility needs and requirements depend on the specific program area. Potential host facilities for aquatic Academies can complete the "Host IT Academy" application form located in the Instructor Trainer Candidates page under the Instructor Lifecycle section of the Red Cross Learning Center (www.redcrosslearningcenter.org).

Instructor Trainer Bridging

Instructor Trainer bridging is a certification option for currently certified Red Cross ITs to become an IT in a different training program area. The IT bridging option is also available to ITs from approved external organizations. Similar to instructor bridge courses, the IT bridge programs are online only courses covering key program information with a focus on conducting the instructor course for that program area.

In order to register for an IT bridge, qualified individuals are required to complete an online application which is reviewed by the Training Support Center. Approved ITs will be sent information on completing the online bridge. IT bridges may include a nominal fee due at registration.

For information on whether an IT bridge course is available for a specific program area as well as qualification requirements, refer to the program's Instructor Bulletin available or to the information on the Bridging to Become an Instructor page under the Instructor Lifecycle section on the Red Cross Learning Center.

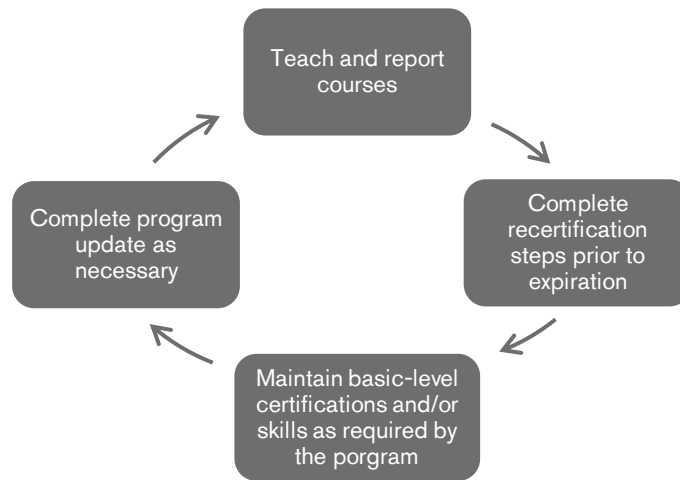
Instructor Trainer Agreement and Instructor Code of Conduct

Instructor Trainers are required to review and agree to the *Instructor Trainer Agreement and Instructor Trainer Code of Conduct* as part of their IT certification and recertification process. A copy of the latest *Instructor Trainer Agreement and Instructor Trainer Code of Conduct* is available on Red Cross Learning Center.

Maintaining Instructor and Instructor Trainer Certification

Requirements to maintain instructor and IT certification varies by training program. However, requirements typically include maintaining a basic-level certification in the program area, teaching a minimum number of class during the two-year certification period, completing an online recertification assessment or – depending on the program area – an in-person review course, and completing any instructor/IT update course as required by the Red Cross following a program update. Online Instructor/IT recertification assessments and updates are typically available at no cost during the update period.

A visual of the typical instructor or instructor trainer lifecycle is provided below.



For more information on the instructor lifecycle and maintaining certification requirements, instructors and ITs should review the program Instructor Bulletin, instructor's manual, and instructor trainer's guide and should review the contents of the Instructor Lifecycle section of the Red Cross Learning Center.

Quality Assurance

The Red Cross is the leader in quality health and safety training, and it maintains that status by ensuring instructors and instructor trainers are provided the tools, resources and information to allow them to adhere to Red Cross training standards. The purpose of the Quality Assurance program is to maintain integrity and compliance with all American Red Cross products, programs, and instructional personnel. Quality Assurance reserves the right to fully review and take remediation measures for any classes, whether as a response to a reported concern or as a proactive measure to ensure quality. Any Quality Assurance questions or concerns should be addressed to qualityassurance@redcross.org

This quality assurance program maintains integrity of Red Cross training and certification for our Training Providers and the individuals, workplaces, and communities where they train. For questions related to QA or to report an issue, please contact qualityassurance@redcross.org.

Support for Instructors and Instructor Trainers

In addition to program materials such as the instructor's manual and instructor bulletin, a variety of support tools and resources for Red Cross instructors and instructor trainers are available on the Red Cross Learning Center.

***i*Connection Newsletter**

The *i*Connection newsletter is an email newsletter sent to all Red Cross instructors and instructor trainers approximately every six weeks. *i*Connection articles detail program updates and enhancements, answers to frequently asked questions related to content within Red Cross programs, and information on enhancements to instructor tools and resources to help instructors deliver Red Cross training programs.

To ensure they receive the *i*Connection newsletter, instructors, and instructor trainers are required to maintain an updated profile and email address in the Red Cross Learning Center.

How-To Videos

A series of How-To Videos available on the home page and in the Resource section of the Red Cross Learning Center provide a step-by-step walkthrough of key actions and processes for both new and experienced instructors with screenshots and narration. Topics covered include:

- Accessing Your Instructor Certification Record
- Accessing Your Teaching History
- Entering Course Records
- Setting Up an Instructor Course
- Conducting and Closing Out an Instructor Course
- Setting Up and Managing a Basic-Level Blended Learning Course
- Red Cross Learning Center Site Orientation

Forum

Available in the Forum section of the Red Cross Learning Center, the Forum is a collaboration space for instructors to discuss topics and to share information and best practices. Thousands of fellow instructors and instructor trainers from across the country participate in forums covering a variety of topics. Active groups include program specific groups such as First Aid/CPR/AED, Lifeguarding, and Water Safety Instructor as well as groups for instructor trainers and training networking.

Click-to-Chat and Support Center Case Submission

If instructors or instructor trainers have a question that is not adequately addressed through the Community or the resources available on the Red Cross Learning Center, the Learning Center also includes capability for instructors or instructor trainers to submit a support case to the Training Support Center for non-urgent matters or to chat with a live representative for urgent matters. Click to Chat and Create a Support Case are available on the Questions section of the Red Cross Learning Center.

CONDUCTING RED CROSS TRAINING PROGRAMS

Maintaining Training Standards

Quality, consistency, and standardized delivery of courses are priorities of the American Red Cross. Red Cross courses are designed with standardized instructor outlines and lesson plans based on well-defined objectives to provide an optimal learning experience for a variety of participants. Many of the courses are designed to meet workplace certification and training requirements of different occupational settings, such as day care workers, workplace response teams, lifeguards, swim instructors, healthcare providers, and other professional responders. Both the course participants and organizations that hire individuals with Red Cross certifications expect and depend on the quality of training outlined in the programs.

To meet the objectives of the courses and ensure standardized delivery, the course outlines and lesson plans included in the instructor's manual must be followed. Facility availability or constraints, specific instructor-to-participant ratios, equipment-to-participant ratios, or participant needs may necessitate the need to adapt the course outline while still maintaining the educational progression of the course. Adapting the training does not mean that instructors or instructor trainers can add to, delete, or change content.

Training Provider Course and Price Listing

The *Training Provider Course and Price Listing* lists the courses available to Training Providers and their instructors. This list is organized by program area and includes course combinations and bundles to satisfy the various needs of Training Providers and their students.

In 2018, the Red Cross implemented the practice of publishing an annual price list that will allow for modest price adjustments rather than larger increases that would more significantly impact our Training Providers.

The annual *Training Provider Course and Price Listing* can be found in the Resources section on the Red Cross Learning Center and will be provided to Training Providers via email each year well in advance of any pricing changes going into effect based upon our contracted agreements and terms to allow our Training Providers to plan accordingly.

To have courses added to your *Training Provider Agreement*, contact your sales representative.

Training Equipment and Supplies

Many Red Cross training programs require specialized training equipment and supplies. The program's instructor's manual outlines the specific equipment needs for each course. Maintaining the equipment ratios outlined in the instructor's manual allows instructors to deliver quality training, stay within the timelines for the training, as well as to provide course participants the time they need to properly practice and learn skills.

Equipment used in Red Cross training must be maintained in good working order to ensure participant safety and effective practice. Equipment that is not in good working order detracts from participant's willingness to learn and practice effectively.

All equipment used in Red Cross training should be maintained according to manufacturer guidelines. Equipment such as CPR manikins should be cleaned after each use according to the manufacturer guidelines. More details on manikin decontamination is available in instructor's manuals for courses that teach CPR and AED. When using equipment during training, Training Providers should ensure that instructors take all the necessary safety precautions.

Equipment and supplies such as CPR manikins, AED trainers, and accessories are available for purchase from the Red Cross Store (www.redcross.org/store.org) or link to it via the Red Cross Learning Center (www.redcrosslearningcenter.org).

Training Materials

Training materials for Red Cross programs, including instructor's manuals, course presentation slides, and videos, are available in digital format on the Red Cross Learning Center or for purchase from the Red Cross Store. To prepare for classes, instructors can download digital versions of participant materials for most programs from the Red Cross Learning Center.

Print versions of participant materials can also be purchased from the Red Cross Store. Participants can download free digital course materials for most courses from the Red Cross Learning Center or www.redcross.org/participantmaterials.

Delivering Blended Learning Courses

The Red Cross offers a variety of blended learning course options for basic-level courses, instructor-level courses and IT Academy training. Blended learning courses feature a combination of online learning and an in-person, classroom experience saving in-person training time while allowing course participants the flexibility to complete the online content at their convenience.

The online content for blended learning courses is accessed through the Red Cross Learning Center.

Blended learning classes can easily be set up. Instructors have the option to directly enroll students in a class or save a seat (student voucher) and send the enrollment link to participants once the class is set up. The instructor will be able to view online completion status for all students prior to the in-person portion of the blended learning class.

How-To guides and video for setting up, managing, and closing a blended learning class, including email templates for sending the enrollment links or online course information to course participants are available in the Resources section of the Learning Center.

Reporting Course Activity

Collection of information on course activity benefits both your organization and the Red Cross by:

- Providing records on students trained, which can be used by your organization to verify training requirements have been met.
- Providing statistics that help in health and safety program evaluation.
- Assisting in monitoring for quality assurance.
- Tracking instructor activity for maintaining instructor certification and recognition purposes.

For students to receive certificates, instructors must report courses taught along with students who took the courses. Course reporting is done electronically through the Red Cross Learning Center. There are two methods for instructors to report their teaching activity:

- **Course Record Entry:** This is the method for reporting classes for classroom-only courses. The Course Record Entry function can be accessed through the Red Cross Learning Center— Instructor Portal or Partner Portal home page.
- **Close a Blended Learning Class:** Blended learning classes are reported by using the Close a Class function which is accessed by clicking on the specific class in the Classes I'm Teaching section on the home page of the Red Cross Learning Center.

When reporting course records, instructors or training partners must enter all the required information including course name, instructor information, training site name and address, student information (phone and or email), and student evaluation (successful, unsuccessful, not evaluated) and provide payment.

Obtaining Course Completion Certificates

Digital certificates are available to students once the training fees have been paid. All students whose email addresses are entered in the Course Record Entry system will receive an email with a link to their certificate. Instructors can also print certificates immediately from the Course Record Entry system.

Certificates are available in two formats: 8.5" x 11" that can be printed or distributed electronically via email, and wallet-size that are designed to be printed on standard business card cardstock.

In addition to email, participants may also obtain copies of their Red Cross certification by entering the required information on the Find My Certificate page at redcross.org/digitalcertificate.

Digital certificates include an alpha-numeric identifier and a QA code, which allows the certificate to be validated by electronic means. Employers can verify participants' Red Cross certification by entering the 6-digit alpha numeric identifier on the Find My Certificate page at redcross.org/digitalcertificate.

Payment Options

Payment for course records submitted in the Course Record Entry (CRE) system can be made by credit card or your organization may submit a purchase order if it has been approved for invoicing. Details on invoicing requirements and terms and conditions are outlined in your *Training Provider Agreement*. Invoices can be paid by check, ACH/EFT, or credit card. Contact Billing Support to pay by credit card or set up ACH/EFT at the number displayed on the Invoice. For more information on payment options for training and supplies, visit www.redcross.org/PHSSBilling to view frequently asked questions (FAQs).

Training Providers that have been approved for invoicing can choose one of the following options:

- *No PO:* Used when your organization has been approved for invoicing privileges and does not require a Purchase Order number printed on the Invoice in order to remit payment.
- *Existing PO:* Used when Purchase Orders have already been set up in this system. Any existing POs may be updated to amend purchase limits or expiration dates as needed. The PO number you select will be displayed on the Invoice.

- *New PO*: Enter information from your organization's Purchase Order here to set up a new PO. You will be able to select this PO next time you enter training. This PO number will be displayed on the Invoice.

AWARDS AND ALLIANCES

Lifesaving Awards

The Certificate of Merit Award

The highest award given by the American Red Cross to an individual or team of individuals who save or sustain a life using skills and knowledge learned in a Red Cross Training Services course. This action exemplifies the highest degree of concern of one human being for another in distress. Certificate of Merit award is signed by the President of the United States, who is the Honorary Chairman of the American Red Cross, and the Chairman of the American Red Cross.

The Lifesaving Award (for Professional Responder and Healthcare Providers)

Given to an individual or team of individuals who saves or sustains a life outside of a medical setting and had an obligation to respond as part of employment (e.g., on-duty lifeguards; police, fire, and EMS personnel responding to a 9-1-1 call; professional health care workers). The certificate is signed by the Chairman of the American Red Cross and the President and CEO of the American Red Cross.

The Certificate of Extraordinary Personal Action

Awarded to individuals who step up in an emergency and help to save or sustain a life. The awardees exemplify the mission of the Red Cross to prevent and alleviate human suffering in the face of emergencies and are commended for their willingness to help others in distress. This award is given to individuals who are not Red Cross or are unable to provide evidence of Red Cross training.

The Instructor Lifesaving Award

One of the highest awards given by American Red Cross Training Services to instructors who taught an individual who used skills to save or sustain a life.

More information, including a nomination form for Red Cross Lifesaving Awards, can be found at www.LifesavingAwards.org.

OSHA Alliance

On May 19, 2005, the American Red Cross and the Occupational Safety and Health Administration (OSHA) signed an Alliance agreement geared towards preparing employers and their employees to respond to disasters, life-threatening injuries, and other emergencies.

Through this agreement, the Red Cross and OSHA will provide information, guidance, and access to training resources on health and safety topics including emergency preparedness, disease prevention, and first aid in the workplace.

More information about the alliance is available on the OSHA National Alliances website: https://www.osha.gov/dcsp/alliances/red_cross/red_cross.html.

American Red Cross Scientific Advisory Council

The American Red Cross Scientific Advisory Council is an independent panel of nationally recognized health and safety experts that helps establish the standard in first aid care and water safety. Drawing on a body of collective expertise from such diverse fields as emergency medicine, occupational health, sports medicine, school health, emergency medical services (EMS) response, and disaster mobilization, the Council advises the Red Cross in areas related to the development and dissemination of audience-appropriate information and training in first aid and water safety.

More information on the Scientific Advisory Council including scientific advisory statements and from the Council's bi-annual proceedings is available on Red Cross Learning Center Science page or at www.redcross.org/science.

PERMISSIONS

Promoting Red Cross Courses

The American Red Cross has established graphic standards and guidelines for the use of the Red Cross name and logo which Red Cross Training Providers must comply with in all instances. Subject to the license terms in their *Authorized Provider Agreement* or *Licensed Training Provider Agreement*, the terms in this Training Provider Resource Guide, and additional terms provided by Red Cross in association with the download of approved logos and other marketing materials (collectively, the “Terms”), Training Providers may obtain downloadable files with approved logos and marketing materials and use the name, approved logos and branded marketing materials to promote and advertise that they offer American Red Cross courses. Unless otherwise expressly specified by Red Cross, the Red Cross name and logo must appear in conjunction with one of the following statements:

- Proud Provider of American Red Cross Health and Safety Training
- Proud Provider of American Red Cross Lifeguarding
- Proud Provider of American Red Cross Learn-to-Swim
- Proud Provider of American Red Cross First Aid, CPR and AED Training
- Proud Provider of American Red Cross Caregiving Training
- Proud Provider of American Red Cross Resuscitation Education (BLS/ALS/PALS)

The following uses of the Red Cross name and logo by Training Providers are permitted subject to the Terms.

- Websites and web properties and social media pages of Training Provided to promote classes, including in streamed advertising videos.
- Brochures, flyers and promotional material as provided electronically by American Red Cross for Training Providers to post and make available in printed format in their location.
- Brochures, flyers and promotional materials developed by Training Providers, using an approved logo or use of the name American Red Cross, subject to our Brand Standards and the Terms.

All other uses must be approved in writing by Red Cross. All requests must be made via email sent to trainingservicesmarketing@redcross.org or such other email address as Red Cross may provide from time to time.

- Any paid advertising, including without limitation in print, online, broadcast and social media.
- Any promotional item such as apparel, hats, cups, bottles, recognition plaques, etc. However, Red Cross Training Providers may purchase and utilize promotional items directly from American Red Cross at www.redcross.org/store.
- The Red Cross name may only be used on business cards and letterhead in conjunction with one of the statements set forth above. The Red Cross logo cannot be used on business cards and letterhead.

The following uses of the Red Cross name and logo are prohibited in **all instances** (“Unauthorized Uses”):

- Unauthorized versions of the Red Cross logo created by Training Provider or obtained in any manner other than by digital download directly from the Red Cross, unless the Red Cross expressly authorizes otherwise;

- Use of Red Cross logo on uniforms designed by Training Provider, with or without Training Provider's logo;
- Registration of any Internet domain name or subdomain using the phrases American Red Cross or Red Cross;
- Hashtags using Red Cross or American Red Cross or other terms intended to reference Red Cross (such as ARC or RC), except as have been expressly authorized by Red Cross;
- Keyword search term advertising using Red Cross, American Red Cross or other terms intended to reference Red Cross (such as ARC or RC);
- Combination of the Red Cross name and/or logo with any other logo, slogan, statement;
- Presentation of the Red Cross name and/or logo in a way that causes confusion as to affiliation, endorsement or is otherwise misleading; and
- Any use of the Red Cross name and/or logo after suspension or termination of the organization's *Training Provider Agreement*.

Please refer to www.redcross.org/brand for downloadable Red Cross logos.

Copyright Permission Requests

American Red Cross materials are proprietary and subject to copyright protection. Training Providers and Certified Instructors must take care to use Red Cross training materials only as authorized, and to protect those materials from unauthorized use or distribution. The American Red Cross vigorously protects its materials to preserve their integrity and to protect them against exploitation by others. Training Providers are not authorized to edit or modify any American Red Cross material without permission and must not remove any copyright notices from them. Further you may not create derivative works of any American Red Cross material except as expressly permitted under your *Training Provider Agreement*. Under clearly defined criteria, the American Red Cross may grant permission to use text, photographs, illustrations and audiovisual material from the American Red Cross.

Improper use of American Red Cross materials or propriety content may result in immediate withdrawal of permission to use American Red Cross materials, and/or cancellation of the *Training Provider Agreement*. Training providers and instructors who have questions should contact their sales representatives or the Training Support Center.

Translations into Other Languages

The translation of American Red Cross materials into another language requires prior written approval from American Red Cross. Additional requirements may also apply.

Training Outside the Jurisdiction of the American Red Cross

The American Red Cross is not permitted to solicit, deliver services, or provide program support for instructors, companies, agencies, or organizations that are not within the jurisdiction of the United States or its territories unless permitted by or requested to do so by the Red Cross or Red Crescent Society of that country. Training overseas is generally confined to U.S. military installations and U.S. embassies and consulates. Training providers and instructors who have questions about training outside of the United States and/or its territories, should contact their sales representative or the Training Support Center.

ADDITIONAL PRODUCTS AND SERVICES

Automated External Defibrillators (AEDs)

The Consensus on Science and Treatment Recommendations for CPR and Emergency Cardiovascular Care (ECC) agrees that Sudden Cardiac Arrest can be treated most effectively by a combination of CPR and defibrillation. Along with providing comprehensive training on how to use an AED, the Red Cross partners with leading manufacturers to help your organization obtain the devices you need to keep your workplaces, schools, and facilities safe. Contact your sales representative for current AED promotional offers.

Aquatic Examiner Service

The Aquatic Examiner Service (AES) Program is designed to:

- Develop goals to improve operations, training, and performance.
- Increase lifeguard accountability, attention to safety, professionalism, and pride.
- Reinforce and strengthen the lifeguard's emergency response skills.
- Maintain high lifeguarding operational standards.

The AES program starts with a Red Cross examiner conducting an in-depth facility tour to understand your safety and lifeguarding operations. You'll then receive a comprehensive, objective evaluation based on American Red Cross Lifeguarding program standards. As a follow-up, unannounced site visits will evaluate on-the-job lifeguard performance including surveillance and rescue skills.

For more information and to request a quote, visit redcross.org/aquaticexaminer.

Emergency and First Aid Kits

In addition to training program materials, equipment, and supplies, the Red Cross Store provides a variety of emergency and first aid kits perfect for your workplace, for your home, or on the go. From car first aid kits to bleeding control kits to ANSI-compliant emergency cabinets, the Red Cross Store can provide the emergency response equipment you need.

Visit <https://www.redcross.org/store.org/> to browse our emergency and first aid products.

Red Cross Mobile Apps

Put expert advice in your hand with the Red Cross suite of free mobile apps. These apps can be downloaded from iTunes or Google Play. Please encourage your employees, instructors and participants to take advantage of these free tools!

The tools and preparedness information you need every day:

First Aid

Follow the simple step-by-step instructions to guide you through everyday first aid scenarios. It is fully integrated with 9-1-1 so you can call EMS from the app at any time. Videos and animations make learning first aid fun and easy. The content is preloaded, giving you instant access to all safety information at any time, even without reception or an Internet connection. Ahora disponible en español. Download from iTunes or Google Play or text "GETFIRST" to 90999.

Pet First Aid

Take care of your furry family member. The American Red Cross Pet First Aid app puts veterinary advice for everyday emergencies in the palm of your hand. Get the app and be prepared to act when called upon. With videos, interactive quizzes, and simple step-by-step advice it's never been easier to know Pet First Aid. Download from iTunes or Google Play or text "GETPET" to 90999.

Blood

Find nearby Red Cross blood drives, schedule appointments, follow your blood journey from donation to delivery. Download from iTunes or Google Play or text "BLOODAPP" to 90999.

Hero Care

Whether you're the parent of a child joining the military or a family member of the military/veteran communities, Hero Care will connect you to important resources that can help you through both emergency and non-emergency situations. Ahora disponible en español. Download from iTunes or Google Play or text "GETHEROCARE" to 90999.

Disaster Apps deliver expert information when and where you need it most:

Emergency

Monitor more than 35 different severe weather and emergency alerts, to help keep you and your loved ones' safe. Ahora disponible en español. Download from iTunes or Google Play or text "GETEMERGENCY" to 90999.

Tornadoes

Get your family and home ready for a tornado. This is the complete solution you need to understand and prepare for a tornado. Ahora disponible en español. Download from iTunes or Google Play or text "GETNADO" to 90999.

Hurricanes

Monitor conditions in your area or throughout the storm track, prepare your family and home, find help and let others know you are safe even if the power is out—a must have for anyone who lives in an area where a hurricane may strike or has loved ones who do. Ahora disponible en español. Download from iTunes or Google Play or text "GETCANE" to 90999.

Earthquakes

Get notified when an earthquake occurs, prepare your family and home, find help and let others know you are safe even if the power is out—a must have for anyone who lives in an earthquake-prone area or has loved ones who do. Ahora disponible en español. Download from iTunes or Google Play or text "GETQUAKE" to 90999.

Flood

Get your family and home ready for a flood. This app is the complete solution you need to understand and prepare for flooding and all that comes with it. With interactive quizzes and simple step-by-step advice, it's never been easier to be ready! Ahora disponible en español. Download from iTunes or Google Play or text "GETFLOOD" to 90999.

Free, fun, and informative apps for parents and kids:

Swim


Get the most out of Red Cross swim lessons with the Swim App. Created as a companion to the newly-updated Learn-to-Swim program (including Preschool Aquatics), this app will help you keep your swimmer motivated, while providing you the latest in water safety guidance to help ensure your family stays safe in, on and around the water. Download from iTunes or Google Play or text "SWIM" to 90999.

Monster Guard

For kids, 7-11 years old. This app teaches preparedness for real-life emergencies at home with the help of Maya, Chad, Olivia and all the monsters. Download from iTunes or Google Play or text "MONSTER" to 90999.

Yupiit School District

Box 51190 • Akiachak, AK 99551 • Phone (907) 825-3600 • Fax (877) 825-2404 • www.yupiit.org



Date: December 17, 2020
To: Regional School Board
From: John Stackhouse, Acting Superintendent

Re: Action Item E

The Administration recommends the approval of new hire for Rosa Taner as 4th Grade Teacher for Akiachak School, effective January 4, 2021.

Yupiit School District

Box 51190 • Akiachak, AK 99551 • Phone (907) 825-3600 • Fax (877) 825-2404 • www.yupiit.org



Date: December 17, 2020
To: Regional School Board
From: John Stackhouse, Acting Superintendent
Re: Action Item F

The Administration recommends the approval of the Alaska Statewide Mentor Project.



Alaska Statewide Mentor Project

University of Alaska Fairbanks
K-12 Outreach Office
PO Box 755400, Fairbanks, Alaska 99775-5400
Ph: 907-450-8400 Fax: 907-450-8415

Invoice

Submitted on 10/28/2020

Invoice for	Attention	Invoice #
Yupiit School District	Cassandra Bennett, Superintendent	YSD2020-1
PO Box 51190	Jennifer Stackhouse, Accounts Payable	
Akiachak, AK 99551	Payable to	Due date
907-825-3601	UAF Alaska Statewide Mentor Project	11/11/2020

Great teachers help our children to learn, grow, and thrive.

Description	Unit price	Total price
Cost-share for ASMP mentoring services 2020-2021	\$9,000.00	\$9,000.00
		\$0.00
		\$0.00
		\$0.00

Notes:

Contact Mary Jo Skaggs, Fiscal Tech for K12 Outreach,
at mjaskaggs@alaska.edu with any questions.
MOA is attached.

Total Due: **\$9,000.00**



K-12 Outreach

Naturally Inspiring

UAF is an AA/EO employer and educational institution and prohibits illegal discrimination against any individual: www.alaska.edu/nondiscrimination/.



P.O. Box 755400 Fairbanks, Alaska 99775 907-450-8400 ph. 907-450-8401 fax
asmp.alaska.edu

Memorandum of Agreement with Yupiit School District and Alaska Statewide Mentor Project.

The Yupiit School District (YSD) will provide the names of early career teachers (ECTs) who qualify for mentoring services provided by the Alaska Statewide Mentor Project (ASMP). ASMP will contract with qualified mentors to provide these services. For the 2020-21 academic year, YSD has reported 3 ECT's who qualify for mentoring services.

The costs to support one ECT calculates to an average of \$6000 per year. YSD agrees to share these costs by paying \$3000/ECT to ASMP, for a total of \$9000.00 this academic year.

ASMP will pay for the mentor contract, arrange and pay for mentor travel, and the mentors will serve, support, and guide ECTs in the following manner:

1. Visit with each ECT once per month, to deliver instructional mentoring according to the ASMP model of mentoring (use of formative assessment tool system, deliver just-in-time resources and best practices classroom strategies and methods, model lesson planning, and respond to ECT needs.) Virtual visits are available as needed.
2. Spend one half of a day minimum with an ECT on a monthly basis.
3. Overnights are expected for rural mentors. Mentors plan to spend one night at the site even if only one ECT.
4. Use mentor language to engage ECTs in conversation about classroom procedures and **instructional** practice in order to help accelerate the ECT's classroom practices.
5. Engage ECTs in weekly communication via phone, Skype, chat, email, or other agreed-upon communication; fill out a Collaborate (CAL) for each ECT every week documenting the instructive, collaborative or facilitative mentoring work. Stay current with all contact documentation and tool use on the ASMP portal.
6. When using digitally recording or taking pictures, ensure that the appropriate student permission slips and site/district permission are completed and signed as required. File signed forms with UA K-12 designated staff. .
7. Use formative assessment tools, forms, and other ASMP mentoring materials that are "on-line" as directed or necessary to move the ECT's practice forward,

including yearly Individual Learning Plans and Professional Growth Reflections.

- 8. Make use of in-person time when an ECT is in a hub near where mentors are located if arrangements can be made.
- 9. Survey each ECT and Administrator, annually to measure success of program and gather data for program improvement or adjustment and if requested, gather district information.

Billing (to be filled out by school district):

Invoice will be sent from ASMP to:

Finance Contact Name: Jennifer stackhouse
 Email: accountspayable@yupiiit.org
 Phone: 907-825-3601
 Address: _____

Agreed to by

DocuSigned by:
Douglas Bushey September 14, 2020
F65680270880408 _____ Date
 Douglas Bushey, Principal
 Tuluksak School

DocuSigned by:
Cassandra Bennett October 26, 2020
F054211F677947B _____ Date
 Cassandra Bennett, Superintendent
 Yupiit School District

DocuSigned by:
Susan McIntosh September 14, 2020
F48D987014941D _____ Date
 Susan McIntosh, Program Manager
 Alaska Statewide Mentor Project



ASMP is a part of the University of Alaska Fairbanks and aligns with the standards of the Alaska Department of Education & Early Development.

Yupiit School District

Box 51190 • Akiachak, AK 99551 • Phone (907) 825-3600 • Fax (877) 825-2404 • www.yupiit.org



Date: December 17, 2020
To: Regional School Board
From: John Stackhouse, Acting Superintendent
Re: Action Item G

The Administration recommends the approval of the Akiachak ipad request letter.

Moses Peter Memorial School

Box 51189 - Akiachak, AK 99551 - Phone: 907-825-3665 - Akiachak.yupit.org



To: Regional School Board
From: James M. Boldosser, Sr., Principal
Re: iPads/Purchase
Date: November 19, 2020

Dear Yupit School District Board Members,

In an effort to better serve our students, I am requesting that the board approve the school's request to purchase 90 iPads and 65 laptops using the CARES Funds. The iPads/Laptops, coupled with professional development, will give our teachers another tool to serve our students when they are not in the school. This purchase will give us the ability to put iPads/Laptops in the hands of every Elementary/Secondary student thereby improving our ability to prepare every student for any environment.

I appreciate your consideration.

Sincerely,

James M. Boldosser, Sr., Principal

Recommended Purchases

<i>Item</i>	<i>Cost Per Item</i>	<i># Needed</i>	<i>Total Cost</i>
BP2Y2LL/A BNDL 13-inch MacBook Air - 1.6GHz dual-core 8th generation Intel Core i5/8GB/128GB SSD - Silver (5-pack)	4895.00	13	\$63,635
36 Month MDM Subscription	\$14	211	\$2,954
BP832LL/A 10.2-inch iPad Wi-Fi 32GB - Space Gray (10-pack) 9/10/19	\$2,940	9	\$26,460
Cases for the iPads	\$16	90	\$1,440
Charging Station	\$500	10	\$5,000
Apple Magic Keyboard - US English MLA22LL/A	\$99.00	40	\$3,960
TOTAL			\$103,449

"To educate all children to be successful in any environment"

Yupiit School District

Box 51190 • Akiachak, AK 99551 • Phone (907) 825-3600 • Fax (877) 825-2404 • www.yupiit.org



Date: December 17, 2020
To: Regional School Board
From: John Stackhouse, Acting Superintendent
Re: Action Item H

The Administration recommends the approval of the Akiak ipad request letter.

Yupiiit School District

Box 51190 • Akiachak, AK 99551 • Phone (907) 825-3600 • Fax (877) 825-2404 • www.yupiiit.org



To: YSD Regional School Board

From: Lance Jackson, Akiak Principal

Re: iPad

Date: December 8, 2020

Dear Yupiiit School District Board Members,

In an effort to better serve our students, I am requesting that the board approve the school's request to purchase 10 iPads using the CARES Funds. The iPads, coupled with professional development, will give our teachers another tool to serve our students when they are not in the school. This purchase will give us the ability to put iPads/Laptops in the hands of every Elementary/Secondary student thereby improving our ability to prepare every student for any environment.

I appreciate your consideration.

Sincerely,

Lance Jackson, Principal

Akiak School K-12

Recommended Purchases

<i>Item</i>	<i>Cost Per Item</i>	<i># Needed</i>	<i>Total Cost</i>
36 Month MDM Subscription	\$14	10	\$140
APPLE IPAD (10.2-INCH, WI-FI + CELLULAR, 32GB) - SPACE GRAY (PREVIOUS MODEL)	\$449.00	10	\$4,490
Cases for the iPads	\$16	10	\$160
Charging Station	\$500	3	\$1,500
TOTAL			\$6290

Yupiit School District

Box 51190 • Akiachak, AK 99551 • Phone (907) 825-3600 • Fax (877) 825-2404 • www.yupiit.org



Date: December 17, 2020
To: Regional School Board
From: John Stackhouse, Acting Superintendent
Re: Action Item I

The Administration recommends the approval of the Tuluksak ipad request letter.

Yupiit School District

Box 51190 • Akiachak, AK 99551 • Phone (907) 825-3600 • Fax (877) 825-2404 • www.yupiit.org



To: YSD Regional School Board

From: Doug Bushey, TLT Principal

Re: iPads/Laptop Purchase

Date: November 19, 2020

Dear Yupiit School District Board Members,

In an effort to better serve our students, I am requesting that the board approve the school's request to purchase 38 iPads and 40 laptops using the CARES Funds. The iPads/Laptops, coupled with professional development, will give our teachers another tool to serve our students when they are not in the school. This purchase will give us the ability to put iPads/Laptops in the hands of every Elementary/Secondary student thereby improving our ability to prepare every student for any environment.

I appreciate your consideration.

Sincerely,

Mr. Doug Bushey, Principal

Tuluksak School K-12

Recommended Purchases

<i>Item</i>	<i>Cost Per Item</i>	<i># Needed</i>	<i>Total Cost</i>
BP2Y2LL/A BNDL 13-inch MacBook Air - 1.6GHz dual-core 8th generation Intel Core i5/8GB/128GB SSD - Silver (5-pack)	4,895.00	8	\$39,160
36 Month MDM Subscription	\$14	100	\$1,400
BP832LL/A 10.2-inch iPad Wi-Fi 32GB - Space Gray (10-pack) 9/10/19 2,940.00	\$2,294	4	\$9,176
Cases for the iPads	\$16	38	\$608
Charging Station	\$500	10	\$5,000
TOTAL			\$55,344

Yupiit School District

Box 51190 • Akiachak, AK 99551 • Phone (907) 825-3600 • Fax (877) 825-2404 • www.yupiit.org



Date: December 17, 2020
To: Regional School Board
From: John Stackhouse, Acting Superintendent
Re: Action Item J

The Administration recommends the approval of 1:1 Device Configuration Proposal.



Proposed Cost Schedule

These costs are all simply proposals, and are based on a current information available. All are negotiable and up for comment/change before finalization and contract agreement. LYNX will not be held responsible for damages due to transportation of devices.

MDM Configuration & Project Support \$9,500

Overall Project Research & Development	Discovery & objective development
Logistics & Project Management	Planning support & on-the-ground logistics
MDM Configuration	Mosyle configuration

LYNX works with district staff and stakeholders to identify specific MDM requirements. This includes all users and device profile settings, as well as required applications and network configurations. After discovery and project scope is determined, LYNX will support configuration of the MDM to meet the project needs. Further, LYNX will work with the district to ensure logistical needs are met for transport and delivery of devices to and from LYNX headquarters, to and from the district and/or Apple.

Device Configuration & Preparation \$15,000 flat rate

250 iPads	~ 100 used & 150 new iPads
110 Macbooks	~ 80 used & 30 new Macbooks

LYNX will intake all devices coming directly from the district or from Apple, unbox and configure each device as per project scope requirements, and organize for delivery to district headquarters for distribution. Devices will be catalogued and grouped to help in inventory management as well as asset delivery. LYNX will also note any issues that may arise that hinder configuration or deployment of devices.

Total Estimated Project Cost \$24,500

Post-Configuration Deployment Support Optional

On-Site Support (\$1,500/day)	Per person. Per Diem & Travel Separate	\$1,500
Remote Dedicated Support (\$750/day)	Dedicated support during crucial deployment	\$750

On-site or dedicated remote support are available once devices have been delivered back to the district for deployment.



On-Going Support \$200/hr

For support outside the scope of work, on-demand and ongoing support is available at an hourly rate.

Yupiit School District

Box 51190 • Akiachak, AK 99551 • Phone (907) 825-3600 • Fax (877) 825-2404 • www.yupiit.org



Date: December 17, 2020
To: Regional School Board
From: John Stackhouse, Acting Superintendent

Re: Action Item K

The Administration recommends the approval of the Kuskokwim Ice Road Contribution letter/Service Agreement.



P. O. Box 1301
 Bethel, AK. 99559
 Ph: (907)543-2887 (Bet.) / (907)222-5058 or 222-6084 (Nap.)
 (907) 543-2877 (Cell)
 Email: napaimute@gci.net
 Website: www.napaimute.org

MEMORANDUM OF AGREEMENT FOR 2020-21 ICE ROAD SERVICES FROM

TO

PARTIES:

This agreement is made between the **Yupitit School District**, and the **Native Village of Napaimute, dba: Napaimute Enterprises, LLC** hereinafter referred to as “Contractor”, whose Federal Identification Number is 26-4175012 and current address is: P.O. Box 1301, Bethel, Alaska 99559.

PERIOD OF PERFORMANCE:

Contractor agrees to begin and complete services described in the contract no sooner than the contract is completely negotiated, and no later than _____, 2021.

DESCRIPTION OF CONTRACTOR’S SERVICES:

The Contractor agrees to provide ice road services between _____ and _____.

Scope of Work:

Using the approved budget provided by _____, the contractor shall:

- Plow the ice road between _____ and _____ as needed
- Measure ice thickness a minimum of every 1/10’s of a mile using radar & manual drilling
- Oversee the installation of ice road markers with reflectors at same distances by _____ crew
- Ensure that all known open holes in the vicinity of the ice road are marked with willows & blue reflectors by _____ Napaimute and other Tribal Transportation crews.

Approved Budget:

\$220 per mile X _____ miles for first plow

\$110 per mile X _____ miles for additional plowing

OR

Direct Contribution* to be used to support overall Kuskokwim Ice Road Work.

Contribution Amount: \$ \$2,000

***Direct Contributions will be used to supplement additional plowing beyond the amounts communities are able to pay for. For example if a community is able to pay for plowing three times in their identified mileage area but weather conditions cause the road to need plowing more than three times, direct contributions will be used to cover additional plowing as needed.**

Contractor will provide:

- Knowledge and experience with Kuskokwim ice road establishment
- Payroll and general accounting services
- General oversight of the project
- Any additional supplies or equipment that may be needed to complete this project including but not limited to: (1) Champion 720 grader, (2) Walter Snow Plow Trucks, (2) ½ ton pickup trucks w/ trailer, (2) snow machines w/ sleds, ice auger, ice drills, ice radar, chainsaws, safety gear, and tools.
- All additional support personnel necessary to complete the project

SERVICES FEES AND PAYMENT:

We understand that the usability of the Kuskokwim Ice Road is highly dependent on weather conditions.

_____ will pay the Contractor **30%** of the approved budget amount of \$ _____ for initial startup expenses for ice road work.

At the completion of this project the Contractor shall submit an invoice for payment of actual expenses only not to exceed the approved budget amount.

The invoices will detail the ice road work performed in accordance with this contract as well as amount due.

_____ will reimburse predetermined expenses from the approved budget, such as equipment lease, personnel cost, and fuel, as outlined in description of services above, provided adequate documentation (original receipts) is attached for justification.

CONFLICT OF INTEREST:

During the terms of this agreement, Contractor will not enter any activity, employment, or business arrangement which conflicts with _____ interests or Contractor's obligations under this agreement.

CONFIDENTIALITY:

Contractor will treat as proprietary any information belonging to _____ that was disclosed to Contractor during the term of this agreement.

DRUG-FREE WORKPLACE:

During the term of this Agreement, Contractor agrees to comply with _____ drug-free workplace policy.

INSURANCE AND BONDING:

For the purposes of this contract, the project employees will be covered under NVN's insurance.

INDEMNIFICATION:

Contractor shall indemnify, save harmless and defend, _____ its officers, agents, and employees from all liability, including costs and expenses, for all actions or claims resulting from injuries or damages sustained by any person or property arising directly or indirectly as a results of any error, omission or negligent act of the contractor, subcontractor, or anyone directly or indirectly employed by them in the performance of this contract.

TERMINATION OF AGREEMENT:

Either party may terminate this Agreement upon ten (10) days written notice to the address of the other party contained in this Agreement. If this Agreement is terminated by either party, _____ shall only be liable for fees earned and reimbursable expenses incurred as a result of work actually performed and the results of such work delivered to _____ prior to the effective date of the termination.

ENTIRE AGREEMENT:

This instrument is the entire Agreement between _____ and Contractor. Oral changes will have no effect. It may be altered only by a written amendment to this Agreement signed by both parties.

GOVERNING LAWS:

This Agreement is subject to and shall be interpreted in accordance with the laws of the State of Alaska and applicable Federal Regulations.

FOR _____

**FOR NATIVE VILLAGE OF NAPAIMUTE:
(Contractor)**

Signature **Date**

Signature **Date**

Title

Title



P.O. Box 1301
Bethel, AK. 99559
Ph: (907) 545-2877
Email: napaimute@gci.net
www.napaimute.org



November 23, 2020

Dear Kuskokwim Ice Road Partner:

Please accept this letter as a formal request by the Native Village of Napaimute Tribal Transportation Program (NVN TTP) and Napaimute Enterprises, L.L.C. – Ice Road Division for financial support for the 2020-21 Kuskokwim Ice Road season. Your commitment to support the construction and maintenance of the ice road will aid in the planning process and insure your village will be included in construction of the ice road.

As you may know each year the NVN TTP leads the efforts with various villages to establish and maintain the Kuskokwim Ice Road - a vital regional social and economic transportation network. Our employees continuously strive to improve the Kuskokwim Ice Road. Each season we look for ways to do our job better. This means keeping the road plowed more frequently and extending the route to additional communities in our region.



With unprecedented financial support from across the region in the first two months of 2020 NVN TTP established a new record for the Kuskokwim Ice Road - 355 miles connecting 21 communities. Much of this work was done side by side with other tribal transportation crews along the River. It is very rewarding work as we see firsthand the benefit it brings to the People: safe, efficient, cheaper winter travel.



Aniak, Kalskag, and Napaimute Ice Road Crews Working Together for the Benefit of Everybody

Over the years, improving our ice road work has also meant investing in additional plowing equipment and incorporating new technology – ice penetrating radar.



For the 2020-21 Kuskokwim Ice Road Season we have added another plow truck to our fleet. All of our equipment is based in Bethel with the goal of keeping the road open above and below Bethel simultaneously.

In the midst of this COVID-19 Pandemic, having a safe, regularly maintained ice road to Bethel's health care facilities may be especially critical.



Matching NVN Kuskokwim Ice Road Plow Trucks (L-R): Pirtuk (Blizzard) and Tumlista (one who makes a trail)

To continue this good work NVN TTP Department is working to create a sustainable plan for the ice road work. As you see from above we are in a good position to do this work so are reaching out to you for a financial commitment for parts of the river that are important to your organization. A good way to consider your contribution is to understand our costs: \$220 per mile for the initial ice road construction. This rate includes cost of fuel, personnel, supplies and operating cost of equipment. Additional plowing will be 50% lower.

Here is an example for the Akiachak area:

17.5 miles – this is Akiachak's share of the mileage from half way to Akiak to the Kwethluk/Akiachak Y.

1st plow – 17.5 X \$220 per mile = \$3,850

2nd plow – 17.5 X \$110 per mile = \$1,925

This is the financial support we are asking you to consider. We are intentionally reaching out early in the season to allow us to build more concrete ice road construction and maintenance plans. This support can be in the form of a direct contribution which will be used for the overall work or in the form of a service agreement for specific sections of the River. Sample Direct Contribution and Service Agreements forms are enclosed for your convenience.

Please note that the ability to plow the road more frequently to keep it open will be dependent on the financial support we receive from major users of the ice road and other tribal transportation departments that don't have the capacity to do the work themselves.

We look forward to continuing to work together for the benefit of everyone on the Kuskokwim River and hope to see this season's ice road fully funded.

I would be happy to meet with you in person, give the Kuskokwim Ice Road Presentation and answer any additional questions you may have. Feel free to call or email. If you are able to, please respond with your commitment by November 30, 2020.

Thank you for your consideration.

Respectfully,

Mark Leary

Mark Leary
Director of Development and Operations

Cc: Napaimute Traditional Council



March 4, 2020, 7:23 PM: plowing the Johnson River in the setting sun

Yupiiit School District

Box 51190 • Akiachak, AK 99551 • Phone (907) 825-3600 • Fax (877) 825-2404 • www.yupiiit.org



Date: December 17, 2020
To: Regional School Board
From: John Stackhouse, Acting Superintendent
Re: Action Item L

The Administration recommends the approval of the Alaska Pacific University Professional Service Agreement.

PROFESSIONAL SERVICES AGREEMENT

This Professional Services Agreement (Agreement) is made and entered into as of the 17th day of December, 2020, by and between Alaska Pacific University (APU) located at 4101 University Drive, Anchorage, Alaska, 99508 and Yupiit School District (YSD) with the mailing address of PO Box 190, Akiachak, Alaska 99551. This agreement covers the time period from 12/17/2020 – 2/1/2021.

RECITAL

YSD and APU desire to enter into this Agreement to provide for and define each party's responsibilities with respect to the services described in Appendix A, attached hereto and incorporated herein by this reference ("Services").

ARTICLE 1 – SERVICES

Subject to the terms and conditions herein and subject to the request of APU:

1. APU shall perform the Services, as described in Appendix A, to the reasonable satisfaction of YSD.
2. APU will perform its Services for YSD in a workmanlike manner and in accordance with applicable industry standards. APU will cooperate with YSD to assure that the Services provided by APU are prudent, appropriate, and professional.
3. APU, or its officers, employees, or agents are not employees of YSD and APU shall be solely responsible for all federal, state and local taxes, contributions, and other liabilities with regard to the Services provided.

ARTICLE 2 – TERM AND TERMINATION

1. **Term.** This Agreement will be effective as of the date signed by both parties and shall continue until terminated in accordance with this Article or will terminate automatically on September 30, 2024.
2. **Termination By Mutual Agreement.** This Agreement may be terminated at any time by mutual agreement of both parties.
3. **Termination On Notice.** This Agreement may be terminated at any time by either party upon thirty (30) days prior written notice to the other party.
4. **Immediate Termination on Default or Other Specified Conditions.** Either party may terminate if there is any material default in the performance of the terms and conditions of this Agreement which default has not been cured within fifteen (15) days following written notice of such default.

5. **Effect of Termination.** Termination will have no effect upon the rights and obligations of the parties arising out of any transactions occurring prior to the effective date of such termination. Nothing in this Agreement will be construed to limit either party's lawful remedies in the event of a material breach of this Agreement.

ARTICLE 3 – COMPENSATION

1. **Compensation.** Payments will be paid off an invoice only and no more frequent than monthly.
2. **Expenses.** APU shall be responsible for all costs and expenses incident to the performance of Services for YSD, including but not limited to, all costs of equipment provided by APU, all fees, fines, licenses, bonds, or taxes required of or imposed against APU, including federal, state, and local income taxes, and workers compensation costs, and all other of APU's costs of doing business.
3. **Amount of payments:** \$7,000 in total

ARTICLE 4 – ASSIGNMENT

- 4.1 This Agreement may not be assigned or delegated by APU without the prior written approval of YSD.

ARTICLE 5 – COOPERATION

1. **Cooperation Between the Parties.** APU and YSD agree that to the extent compatible with the separate and independent management of each, they will at all times maintain an effective liaison and close cooperation with each other.
2. YSD agrees to comply with all reasonable requests of APU and provide access to all documents and/or facilities reasonably necessary to the performance of APU's duties under this agreement.

ARTICLE 6 – DISPUTES

1. In the event that any dispute shall arise with regard to the performance or interpretation of any of the terms of this Agreement, or if either party claims that the other party has breached this Agreement, both parties agree to resolve disputes by meeting or teleconference within sixty (60) days of the date such dispute was brought to the attention of one party by the other party.
2. In the event that the parties are unable to reach a resolution of the dispute, either party may give the other party written notice of its intent to terminate this Agreement in accordance with Section 2.2 or 2.4, as applicable

ARTICLE 7 – INSURANCE AND INDEMNIFICATION

- 7.1 Insurance.** APU shall secure and maintain at its expense throughout the term of this Agreement such policy or policies of general liability, workers' compensation, and professional liability as shall be necessary to insure APU, its employees, agents and/or contracted providers against any claims for damages occasioned directly or indirectly in connection with the performance of any Services by APU, its employees, agents, and/or contracted providers, if any. Coverage limits shall be at least in the amount of **\$1 million per occurrence/\$2 million aggregate**. Should any of the above described policies be cancelled before the expiration date thereof, notice will be delivered in accordance with the policy provisions.
2. **Assumption of Risk.** APU shall be responsible for performing the work under this contract in a safe, skillful, and workmanlike manner and shall be liable for its own negligence and the negligent acts of its employees. All work shall be done at APU's risk, without regard to fault or allocation of negligence.
3. **Indemnification By YSD.** YSD agrees to indemnify and hold harmless APU and its directors, officers, agents, volunteers, students, and employees against any and all claims, lawsuits, settlements, judgments, costs, penalties, and expenses, including actual attorneys' fees, in whole or in part resulting from, arising from, or in any way connected with any act, error, omission, or failure of APU or APU's students, employees, or agents, including but not limited to any and all claims: (i) relating to the injury or death of any person or damage to any property; (ii) by APU's employees for injuries or illnesses incurred in the course and scope of providing Services under this Agreement; (iii) relating to the dishonest, fraudulent or criminal acts of APU or its directors, officers, agents, representatives, or employees, whether acting alone or in collusion with others in connection with the performance of their obligations under this Agreement.
4. **Government Intervention.** In the event that a law, act, or order of government restricts or prohibits the provision of Services, YSD shall be entitled to a credit of any fees paid to APU within 30 days of APU's failure to provide such Services, or such other period of time as may be specifically provided by law.
5. **Workers Compensation.** APU shall maintain workers' compensation insurance in accordance with Alaska's requirements. Neither YSD nor YSD's workers' compensation insurance shall cover APU or APU's employees or agents for any injuries or harm incurred by APU or APU's employees or agents while performing services under this Agreement.

ARTICLE 8 – LEGAL COMPLIANCE

- 8.1 Compliance with Laws and Regulations.** In connection with the performance of work under this contract, both parties agree to comply with applicable federal and state laws, including but not limited to laws governing taxation, employment, wages and hours, workplace safety, workers' compensation, non-discrimination, and civil rights.

2. **Non-Discrimination/Civil Rights.** In connection with the performance of work under this contract, both parties agree to comply with applicable federal and state laws regarding nondiscrimination and equal employment opportunities and all regulations promulgated thereunder. Both parties agree not to discriminate against any employee or applicant for employment because of age, race, religion, color, disability, gender, physical condition, sexual orientation, national origin, pregnancy, or genetic information.

ARTICLE 9 – RECORDS

1. **Maintenance of Records.** APU will maintain any books, documents, or other records pertaining to this Agreement in a form consistent and in compliance with confidentiality provisions of applicable federal and state laws and regulations. APU agrees to preserve the full confidentiality of records and protect from unauthorized disclosure all information, records, and data collected under this Agreement.

ARTICLE 10 – CONFIDENTIALITY OF PROPRIETARY INFORMATION

- 10.1 **Maintenance of Confidentiality.** APU recognizes that in the course of performing Services under this Agreement, it may be exposed or become aware of information and materials related to YSD's operations, which are confidential to YSD and proprietary in nature. Such confidential information includes, but is not limited to: personnel records, student records, medical records, and/or certain proprietary and management information products, academic and/or scientific research, processes, know-how, designs, improvements, techniques, computer programs, data bases, trade secrets, business plans, and financial information. APU agrees to receive, protect, preserve, and hold in trust, and not to disclose such information to third parties without YSD's prior written authorization.
2. **Employees and Agents.** APU agrees that any employees or agents assigned to perform Services under this Agreement or who otherwise have access to such information will be made aware of the confidential nature of such information. APU agrees to ensure that its employees and agents comply with any applicable federal and state rules and regulations, including but not limited to state trade secrets law, rules, and regulations promulgated under the Health Insurance Portability and Accountability Act of 1996, and the Family Educational Rights and Privacy Act of 1974 and the Gramm-Leach Bliley Act.
3. Upon termination of this Agreement, APU shall return all such information in APU's possession to YSD.

ARTICLE 11 – NON-EXCLUSIVITY

- 11.1 The parties enter into this Agreement on a nonexclusive basis.

ARTICLE 12 – NOTICES

12.1 Any notice, demand or communication required, permitted, or desired to be given under this Agreement will be deemed effectively given when personally delivered or mailed by prepaid certified mail, return receipt requested, addressed as follows:

1. If for APU: Alaska Pacific University
4101 University Dr.
Anchorage, Alaska 99516
2. If for YSD: Yupiit School District
PO Box 190
Akiachak, Alaska 99551

ARTICLE 13 – MISCELLANEOUS

1. **Entire Agreement.** This Agreement contains all the terms and conditions agreed upon by the parties hereto regarding the subject matter of this Agreement. Any prior agreements, promises, negotiations or representations, either oral or written, relating to the subject matter of this Agreement not expressly set forth in this Agreement are of no force or effect.
2. **Modifications.** This Agreement constitutes the entire understanding between the parties hereto, and no changes, amendments, or alterations shall be effective unless agreed to in writing by both parties.
3. **Invalidity or Non-enforceability.** The invalidity or non-enforceability of any terms or provisions hereof shall in no way affect the validity or enforceability of any other term or provision.
4. **Choice of Law.** This Agreement shall be interpreted in accordance with the laws of the State of Alaska. Unless waived by both parties, venue for any action to enforce or interpret the provisions of this Agreement shall be in the State of Alaska, in the Third Judicial District at Anchorage.

The parties hereby acknowledge and agree the each has read, understood and agrees to each of the terms of this Agreement as set forth above and in Exhibit A attached hereto.

Alaska Pacific University

Yupiit School District

Signature: _____

Signature: _____

Name: Hilton Hallock, PhD

Name: John Stackhouse

Title: Provost

Title: Acting Superintendent

Date: _____

Date: _____

Appendix A

Alaska Pacific University **Scope of Work**

Services:

Alaska Pacific University will assist Yupiit School District with planning for the implementation of the Alaska Native Education Grant. Specific activities and deliverables include:

1. Identification of community members for Yupiit Education Advisory Team
2. Identification of community youth members for Yupiit Education Youth Advisory Team
3. Initial outreach discussions with the following people to understand prior work on ANE grant
 - Janice George, Clare Robyt, Matthew Turner
4. Initial outreach discussions with the following people for initial needs assessment
 - Janice George, Clare Robyt,
 - Principals at each school
 - Yupik teachers at each school
 - YSD Identified Board members
5. Goal attainment plan for one, three and five years
6. Development of scope of work and full contract proposal from APU for YSD Board assessment and action at January Board Meeting

Yupiit School District

Box 51190 • Akiachak, AK 99551 • Phone (907) 825-3600 • Fax (877) 825-2404 • www.yupiit.org



Date: December 17, 2020
To: Regional School Board
From: John Stackhouse, Acting Superintendent
Re: Action Item M

The Administration recommends the approval of the Fall Oasis.

District Foundation Summary

Trial Name: Sent Trial
Trial Date: 11/6/2020 15:54:06
User Name: kcharles
Report Date: 11/6/2020 15:55:13

Fall OASIS Collection 2020

I certify the reported counts & foundation claim comply with state law, regulations, including the Student Data Reporting Manual. Noncompliance is subject to PTPC sanctions per AS 14.20.030 & 20 AAC 10.020(d)(9).

Superintendent signature: _____

Date: 11/6/2020

Yupiit School District

	<u>Elementary (PK-6)</u>	<u>Secondary (7-12)</u>	<u>Total (PK-12)</u>	<u>Intensive</u>
Akiachak School (540010)	137.00	77.00	214.00	0
Akiak School (540030)	89.00	59.00	148.00	3
Tuluksak School (540040)	75.00	66.00	141.00	2
Total	301.00	202.00	503.00	5

Special Education Child Count Summary

Trial Name: Sent Trial
Trial Date: 11/6/2020 15:54:06
User Name: kcharles
Report Date: 11/6/2020 15:55:16
Fall OASIS Collection 2020

Yupit School District

Disability	Child Count
(2) Cognitive Impairment	5
(3) Hearing Impaired - Includes Deaf	0
(4) Speech or Language Impairments	16
(5) Visual Impairments	2
(6) Emotional Disturbance	3
(7) Orthopedic Impairments	0
(8) Other Health Impairments	6
(9) Specific Learning Disabilities	14
(10) Deaf-Blindness	0
(11) Multiple Disabilities	1
(12) Autism	1
(13) Traumatic Brain Injury	0
(14) Developmentally Delayed	12
Total Count of Students with Disabilities	60

In accordance with 34 CFR § 300.645(c), I CERTIFY that these data represent an accurate and unduplicated count of children with disabilities receiving education and related services on October 1, 2020, according to an Individualized Education Program.

Superintendent signature:



Date Signed:

11/6/2020

Yupiit School District

Box 51190 • Akiachak, AK 99551 • Phone (907) 825-3600 • Fax (877) 825-2404 • www.yupiit.org



Date: December 17, 2020
To: Regional School Board
From: John Stackhouse, Acting Superintendent
Re: Attendance Report - none

Yupiiit School District

Box 51190 • Akiachak, AK 99551 • Phone (907) 825-3600 • Fax (877) 825-2404 • www.yupiiit.org



Date: December 17, 2020
To: Regional School Board
From: John Stackhouse, Acting Superintendent
Re: Reports B-K

The Administration reports are presented for your information.

Author of Report: James M. Boldosser, Sr., Principal
 Department/Location: Akiachak School K-12
 Date of Regional School Board Meeting: December 17, 2020

Mission Statement

To educate all children to be successful in any environment.

Vision Statement

All members of the community are proud and committed to our school system. Students have a positive learning environment, speak the Yupiaq language, know their culture, attend school regularly and graduate prepared to be successful in any environment. The majority of our teachers and school staff are Yup'ik and speak their language, and the curriculum and instruction is based in Yup'ik values and traditions. Our community members, elders, parents and students feel ownership in our schools

Values

Love for Children, Spirituality, Sharing, Humility, Hard Work, Respect for Others and Their Property, Cooperation, Family Roles, Knowledge of Family Tree, Hunter Success, Domestic Skills, Knowledge of Language, Avoid Conflict, Humor, Respect for Land, Respect for Nature

Strategic Goal Areas:

1. Students Succeed Culturally and Academically
2. Community, Parents and Elder Involvement
3. Staff Recruitment and Retention
4. Education System Change

Date(s)	Activity	Details	Connection to YSD Mission, Objectives, Strategic Goals and/or School Goals
	-Student/Parent Contact	<ul style="list-style-type: none"> • 800+ Student Contact Calls (logs available) • Principal Contact Form • Principal Communication 	Students Succeed Culturally and Academically, Education System Change
	Ipads/Teacher Training	<ul style="list-style-type: none"> • 1:1 K-6 • Staff Professional Development (ISTE) • Parent/Student Requirements 	Students Succeed Culturally and Academically; Education System Change.
	Packet Return Incentive	<p>Packets return by 12/8 get entered into a drawing</p> <p>-1st Prize 50 Gallons Stove Fuel OR Vehicle Fuel AND Fire 7 Tablet</p> <p>-2nd Prize 25 Gallons Stove Fuel OR Vehicle Fuel AND Fire 7 Tablet</p> <p>-3rd Prize 10 Gallons Stove Fuel OR Vehicle Fuel AND Fire 7 Tablet</p>	Students Succeed Culturally and Academically

Author of Report: Lance Jackson

Department/Location: Akiak Schools

Date of Regional School Board Meeting: November 19, 2020

Mission Statement

To educate all children to be successful in any environment.

Vision Statement

All members of the community are proud and committed to our school system. Students have a positive learning environment, speak the Yup'ik language, know their culture, attend school regularly and graduate prepared to be successful in any environment. The majority of our teachers and school staff are Yup'ik and speak their language, and the curriculum and instruction is based in Yup'ik values and traditions. Our community members, elders, parents and students feel ownership in our schools

Values

Love for Children, Spirituality, Sharing, Humility, Hard Work, Respect for Others and Their Property, Cooperation, Family Roles, Knowledge of Family Tree, Hunter Success, Domestic Skills, Knowledge of Language, Avoid Conflict, Humor, Respect for Land, Respect for Nature

Strategic Goal Areas:

1. Students Succeed Culturally and Academically
2. Community, Parents and Elder Involvement
3. Staff Recruitment and Retention
4. Education System Change

Date(s)	Activity	Details	Connection to YSD Mission, Objectives, Strategic Goals and/or School Goals
11/2020	Community	ANE Student workers	1 and 2
	Community	ANE Community Liaison/Educator/Tutor	1 and 2
	Manpower sustainability	KUCC/UAF Internship	3
	Sustainability	DOL/Calista ParaProfessional Teacher Apprenticeship Program	3
12/2020	Sustainability / Industry	Small Engine Repair Curriculum - 2021	1/4
11-12/2020	Community / Education	Packets going out, about 30% return rate Alternative Learning / Project Based Learning (we are relearning how to teach kids in the new normal)	1,2,4
12/2020	Community / Education	Working with AHEC and UAF to create Medical CPR and Mental Health Exchange programs for kids and staff	1.2.4

Author of Report: Doug Bushey, Principal
 Department/Location: Tuluksak School K-12
 Date of Regional School Board Meeting: December 17, 2020

Mission Statement

To educate all children to be successful in any environment.

Vision Statement

All members of the community are proud and committed to our school system. Students have a positive learning environment, speak the Yup'iaq language, know their culture, attend school regularly and graduate prepared to be successful in any environment. The majority of our teachers and school staff are Yup'ik and speak their language, and the curriculum and instruction is based in Yup'ik values and traditions. Our community members, elders, parents and students feel ownership in our schools

Values

Love for Children, Spirituality, Sharing, Humility, Hard Work, Respect for Others and Their Property, Cooperation, Family Roles, Knowledge of Family Tree, Hunter Success, Domestic Skills, Knowledge of Language, Avoid Conflict, Humor, Respect for Land, Respect for Nature

Strategic Goal Areas:

1. Students Succeed Culturally and Academically
2. Community, Parents and Elder Involvement
3. Staff Recruitment and Retention
4. Education System Change

Date(s)	Activity	Details	Connection to YSD Mission, Objectives, Strategic Goals and/or School Goals
Nov. 13 – Dec. 18	Educational Packets	Educational Packets to be continually delivered to Students on a Weekly Basis.	Students Succeed Culturally and Academically; Education System Change; Community; Parents and Elder Involvement.
Nov. 24	LASB Meeting Via Phone	In attendance; Elena Gregory, Peter Gregory, Martha Wise, Angela Alexie, Carol Charles, and Mr. Bushey	Students Succeed Culturally and Academically; Community, Parents and Elder Involvement.
Nov. 26 – Dec. 11	Covid-19	School Staff Member with Covid-19, School Building Closed for Quarantine and Deep Cleaning. Director Anderson will determine when the building can be accessed.	Education System Change.
Dec. 15	LASB Meeting Via Phone	In attendance; Unknown at this time when this report was submitted to District Office.	Students Succeed Culturally and Academically; Community, Parents and Elder Involvement.
Dec. 18	First Semester Ends	Last Day of First Semester – Winter Break	Staff Recruitment and Retention

Author of Report: Kary DelSignore
 Department/Location: Special Education
 Date of Regional School Board Meeting: December 17, 2020

Mission Statement

To educate all children to be successful in any environment.

Vision Statement

All members of the community are proud and committed to our school system. Students have a positive learning environment, speak the Yup'ik language, know their culture, attend school regularly and graduate prepared to be successful in any environment. The majority of our teachers and school staff are Yup'ik and speak their language, and the curriculum and instruction is based in Yup'ik values and traditions. Our community members, elders, parents and students feel ownership in our schools

Values

Love for Children, Spirituality, Sharing, Humility, Hard Work, Respect for Others and Their Property, Cooperation, Family Roles, Knowledge of Family Tree, Hunter Success, Domestic Skills, Knowledge of Language, Avoid Conflict, Humor, Respect for Land, Respect for Nature

Strategic Goal Areas:

1. Students Succeed Culturally and Academically
2. Community, Parents and Elder Involvement
3. Staff Recruitment and Retention
4. Education System Change

Date(s)	Activity	Details	Connection to YSD Mission, Objectives, Strategic Goals and/or School Goals
December 1	Training Event	Trained new staff on district and state expectations for IEP paperwork and deadline completion	Staff Recruitment and Retention Education System Change
December 4	Staff Meeting	Staff met to discuss curriculum needs, staffing, and related services for 21-22 school year and the desire to increase hiring and training for local staff.	Students Succeed Culturally and Academically Staff Recruitment and Retention Education System Change, Community, Parents and Elder Involvement
Dec7-15	Involved in 1-1 planning	Working with planning team to ensure special education student needs are addressed and staff is aware of upcoming changes	Students Succeed Culturally and Academically, Staff Recruitment and Retention
Ongoing	Budget and 21-22 Planning,	Worked with school site and district administration to plan for upcoming school year	Students Succeed Culturally and Academically, Community, Parents and Elder Involvement
Ongoing	State Sped. Meetings	I meet every Wednesday morning with the DEED Sped. Department to review latest information in the state and discuss concerns	Students Succeed Culturally and Academically

Author of Report: Kary DelSignore
 Department/Location: Assessment
 Date of Regional School Board Meeting: December 17, 2020

Mission Statement

To educate all children to be successful in any environment.

Vision Statement

All members of the community are proud and committed to our school system. Students have a positive learning environment, speak the Yupiaq language, know their culture, attend school regularly and graduate prepared to be successful in any environment. The majority of our teachers and school staff are Yup'ik and speak their language, and the curriculum and instruction is based in Yup'ik values and traditions. Our community members, elders, parents and students feel ownership in our schools

Values

Love for Children, Spirituality, Sharing, Humility, Hard Work, Respect for Others and Their Property, Cooperation, Family Roles, Knowledge of Family Tree, Hunter Success, Domestic Skills, Knowledge of Language, Avoid Conflict, Humor, Respect for Land, Respect for Nature

Strategic Goal Areas:

1. Students Succeed Culturally and Academically
2. Community, Parents and Elder Involvement
3. Staff Recruitment and Retention
4. Education System Change

Date(s)	Activity	Details	Connection to YSD Mission, Objectives, Strategic Goals and/or School Goals
December 17, 2020	Assessment Report	Submitted English Language Arts and Math MAPS and AIMS Benchmark Scores to the board for review	Students Succeed Culturally and Academically
Ongoing	Winter Benchmarks	The district has cancelled these due to school closures and the amount of time they would require upon return, we will complete Spring Benchmarks if school is open	Education System Change
February 2021	NAEP Testing	Due to state- and nation-wide school closures, testing has been postponed to 2022, Tuluksak was chosen to participate in this nation wide testing event.	Students Succeed Culturally and Academically

Author of Report: Janice George
 Department/Location: Yup'iaq Education
 Date of Regional School Board Meeting: 12/17/2020

Mission Statement

To educate all children to be successful in any environment.

Vision Statement

All members of the community are proud and committed to our school system. Students have a positive learning environment, speak the Yup'iaq language, know their culture, attend school regularly and graduate prepared to be successful in any environment. The majority of our teachers and school staff are Yup'ik and speak their language, and the curriculum and instruction is based in Yup'ik values and traditions. Our community members, elders, parents and students feel ownership in our schools

Values

Love for Children, Spirituality, Sharing, Humility, Hard Work, Respect for Others and Their Property, Cooperation, Family Roles, Knowledge of Family Tree, Hunter Success, Domestic Skills, Knowledge of Language, Avoid Conflict, Humor, Respect for Land, Respect for Nature

Strategic Goal Areas:

1. Students Succeed Culturally and Academically
2. Community, Parents and Elder Involvement
3. Staff Recruitment and Retention
4. Education System Change

Date(s)	Activity	Details	Connection to YSD Mission, Objectives, Strategic Goals and/or School Goals
Nov/Dec	Take Wing Tengluni	1. TWT Weekly Meetings (Thursday's) 2. Monthly Virtual Gathering (12/8 & 12/10) 3. Pop-up audio sessions (Wednesday's & 12/15)	Students Succeed Culturally & Academically Community, Parents & Elder Involvement Education System Change
Nov/Dec	KuC Yugtun Instructors	1. Updates 2. Objectives Revision	Education System Change
Nov.	Updates C3	End of the Month update for Calista region schools	Education System Change

Yupiiit School District

Box 51190 • Akiachak, AK 99551 • Telephone (907) 825-3600 • FAX (877) 825-2404



From: John C. Stackhouse
Business Manager
Yupiiit School District

Date: December 17, 2020

Subj: 2020 December Board Report

The 2020 December Board Report contains the following:

Summary of Activities

Grant Explanations

Income statement report from BMS for 12/20

Author of Report: John Stackhouse
 Department/Location: Business Manager
 Date of Regional School Board Meeting: December 17, 2020

Mission Statement

To educate all children to be successful in any environment.

Vision Statement

All members of the community are proud and committed to our school system. Students have a positive learning environment, speak the Yupiaq language, know their culture, attend school regularly and graduate prepared to be successful in any environment. The majority of our teachers and school staff are Yup'ik and speak their language, and the curriculum and instruction is based in Yup'ik values and traditions. Our community members, elders, parents and students feel ownership in our schools

Values

Love for Children, Spirituality, Sharing, Humility, Hard Work, Respect for Others and Their Property, Cooperation, Family Roles, Knowledge of Family Tree, Hunter Success, Domestic Skills, Knowledge of Language, Avoid Conflict, Humor, Respect for Land, Respect for Nature

Strategic Goal Areas:

1. Students Succeed Culturally and Academically
2. Community, Parents and Elder Involvement
3. Staff Recruitment and Retention
4. Education System Change

Date(s)	Activity	Details	Connection to YSD Mission, Objectives, Strategic Goals and/or School Goals
Dec	PPE	Per pupil expenditure report due Dec 15 to DEED for FY21	Education System Change
Dec	Indirect Rate	Indirect rate application due Dec 31 to DEED for FY22	Education System Change
Jan	Impact Aid	Impact Aid application due Jan 31 to US DOE for Fy22	Education System Change
			Education System Change
			Education System Change
			Education System Change
			Education System Change

State Funding and State Federal Pass through Funding

Fund 100

Foundation Funding- Funding received from Alaska DEED based on Base Student Allocation (BSA) of \$5930 per student and calculated using a formula to adjust for school size. Additional funding is received for SPED students based on the Special Needs factor multiplier of 1.20. The vocational and technical funding is based on a multiplier of 1.015. The intensive need student count is calculated by a multiplier factor of 13. Finally, the correspondence program is calculated by a multiplier of 0.90.

Current amount of Grant: \$6,078,601

Included in Fund 100:

E-Rate: This program provides discounts to assist schools and libraries in the United States to obtain affordable telecommunications and internet access. Provides funding at 90% of cost.

Impact Aid: designed to assist United States local school districts that have lost property tax revenue due to the presence of tax-exempt Federal property, or that have experienced increased expenditures due to the enrollment of federally connected children, including children living on Indian lands.

Amount of Grant: \$3,562,334

Quality Schools Grant- These funds are used for instructional materials to support math competencies, literacy and language development, to provide educational support for students to improve academic language, literacy and math skills.

Amount of Grant: \$26,013

Fund 205

Pupil Transportation fund: Funding received to support student transportation.

Amount of Grant: \$928

Fund 255

Food Service Fund: Funds received from the USDA for the National School Lunch Program, Breakfast program, Afterschool Snack Program, and Commodities.

Amount of Grant: Varies

Fund 236

Staff Development Grant: Funding received for specific staff development opportunities from the State of Alaska.

Amount of Grant: Varies

Fund 245

CSI/TSI School Improvement funds: Funding received to assist schools in meeting the goals identified in the STEPP plan. Akiachak and Tuluksak are identified Comprehensive Support designated as lowest 5%. Akiak School is identified Targeted Support.

Amount \$100,000

Fund 256

Title I, Part A- Services for Children in Poverty: These funds are targeted for use in improving the academic achievement of disadvantaged children. YSD uses these funds to provide a Literacy Coach within each school, paraprofessional support for literacy and

member of the Statewide Migrant Ed Advisory Council.

Fund 297

Title VIB - Services for Students with Disabilities: YSD employs 2 Special education paraprofessional with these funds. Speech and Occupational Therapy services and a Psychologist are also secured from this grant. Title VIB funds provide funding for attendance at the state Special Education Conference and for technology and curriculum needs in district special education classrooms.

Amount of Grant: \$160,527.31

Fund 319

CARES act funding: Funding received to assist schools respond to COVID19 related expenditures.

Amount of Grant: \$544,799.00

Fund 301

Carl Perkins: These funds must be used for the development and support of approved vocational and career pathways courses. YSD supports supplies and materials for approved vocational courses offered in schools and professional development for CTE teachers and administration.

Amount of Grant: \$24,643.00

Fund 390

Employee Housing- Funds generated by rental revenue and transfers from foundation funding to support teacher housing maintenance and repair.

Direct Federal Funding

Fund 350

Johnson O'Malley (JOM): This grant is operated under an educational plan which contains educational objectives to address the needs of our students. Funds were used to purchase supplemental, culturally relevant supplies and materials for students.

Amount of Grant: \$26,372.00

Fund 351

Rural Low-Income Schools: Funds used to support student government.

Amount of Grant \$9,239

Fund 362

Indian Education: Title VII: Funds are generated by the districts Indian Student Count. Funds must be used to address the academic needs of Alaska Native students in YSD schools. Funding for students, staff, and elders' participation in the Youth and Elders Conference, tuition for students to attend VTE phases through the Chugach School District for college and career readiness training, funding for Regional School Board and Tribal Education Director to attend the National Indian Education Association conference, supplies and materials to increase knowledge of cultural identity and awareness.

Amount of Grant: \$169,057.00

Fund 365

Alaska Native Education Grant (ANE): Federal funding received to enhance Alaska Native Education. This grant is a three-year award July 2018- June 2021.

Amount of Grant \$2,421,676

math in the primary grades, paraprofessional training in early literacy for primary grades, substitutes for Teachers attending RTI/MTSS, to subsidize teacher housing, Staff travel for committee functions and district staff to attend ESEA Technical Assistance Workshop, and Student travel for sessions offered by Chugach School District/EXCEL Alaska for credit recovery.

Amount of Grant: \$1,076,105.53

Reaped into Fund 256

Title II, Part A- Teacher Quality: Increase the academic achievement of all students by helping schools and districts improve teacher and principal quality. In addition, Title II A funds may be used to improve the skills and knowledge of principals for effective school leadership.

Reaped into Title I, Part A

Reaped into Fund 256

Title IV, A- Student Support and Academic Enrichment: The Every Student Succeeds Act (ESSA) authorizes significant funds to help increase the capacity of states, local educational agencies (LEAs), schools, and local communities to provide all students with access to a well-rounded education and to improve school conditions for student learning.

Reaped into Title I, Part A

Fund 257

Title I, Part C - Migrant Education: These funds are to target the academic needs of migrant students, which arise because of their migratory activities such as fishing and agriculture. YSD utilizes these funds to cover costs of migrant recruiting which is done by school secretaries and to provide for a migrant records clerk who monitors the program documentation. Purchase of laptops for each site for Migrant Education students to use in classroom to increase their skills in English, Math, and Reading. These funds are also being used to provide opportunities for migrant students to attend vocational learning opportunities through Chugach School District. Funding is based on the number of students meeting the specifics of the migrant identification rules.

Amount of Grant: \$148,576.00

Fund 269

Section 619 - Special Education Support- This grant supports activities for students with disabilities age 3-5. YSD uses these funds to assist in the cost of speech therapy services and educational supplies for young children.

Amount of Grant: \$2,010.82

Fund 270

Title III, A-Services for Limited English Proficient (LEP) Students: YSD receives limited Title III funds but uses them to provide support for teacher training in effective practices for teaching students who are not proficient in English. A teacher team has been attending training lead by experts from the Department of Education. They are working with the YSD Literacy Coach to share their learning and understanding of how to efficiently support the learning of LEP students.

Amount of Grant: \$76,454

Fund 271

Migrant Parent Advisory Council: Funds received for Jennifer Phillip to attend as a

YUPIIT SCHOOL DISTRICT
Income Statement
For the Accounting Period: 12 / 20

100 OPERATING BUDGET

			----- Current Year -----				
Function	Object	Description	Current Month	Current YTD	Current Enc	Budget	Variance
Revenue							
	40	OTHER LOCAL REVENUES		63.05			63.05
	47	E-RATE		177,165.90		1,646,875.00	-1,469,709.10
	51	FOUNDATION PROGRAM		2,147,192.00		7,139,814.00	-4,992,622.00
	52	State BAG		39,208.80			39,208.80
	56	TRS ON-BEHALF				739,143.00	-739,143.00
	57	PERS ON-BEHALF				158,408.00	-158,408.00
	90	OTHER STATE REVENUE				53,094.00	-53,094.00
	100	FEDERAL REVENUE		49,360.35			49,360.35
	110	IMPACT AID				4,112,007.00	-4,112,007.00
Total Revenue			0.00	2,412,990.10		13,849,341.00	-11,436,350.90
Expenses							
100		REGULAR INSTRUCTION					
	314	DIR/COOR/MANAGER (CERT)		22,799.01		72,196.00	49,396.99
	315	TEACHER		372,356.35		2,304,977.00	1,932,620.65
	316	EXTRA DUTY PAY		750.00			-750.00
	323	AIDES		63,067.55		309,500.00	246,432.45
	329	SUBSTITUTES/TEMPORARIES		24,674.23		55,000.00	30,325.77
	360	EMPLOYEE BENEFITS				920,111.00	920,111.00
	361	HEALTH/LIFE INSURANCE		71,042.21			-71,042.21
	362	UNEMPLOYMENT INSURANCE		6,683.44			-6,683.44
	363	WORKER'S COMP		7,238.20			-7,238.20
	364	FICA/MEDICARE		12,374.75			-12,374.75
	365	TEACHER'S RETIREMENT		49,942.24			-49,942.24
	366	PERS		12,605.46			-12,605.46
	367	TRS ONBEHALF				444,409.00	444,409.00
	368	PERS ONBEHALF				33,275.00	33,275.00
	410	PROFESSIONAL & TECH SVCS		180.00			-180.00
	420	STAFF TRAVEL & PER DIEM		2,145.00		2,000.00	-145.00
	425	STUDENT TRAVEL		3,500.90			-3,500.90
	450	SUPPLIES, MATL & MEDIA	41.02	43,452.58	5,772.66	159,958.00	116,505.42
Total Function			41.02	692,811.92	5,772.66	4,301,426.00	3,608,614.08
120		BILINGUAL/BICULTURAL INST					
	321	DIR/COORD/MGR (NON-CERT)		15,371.25		61,485.00	46,113.75
	360	EMPLOYEE BENEFITS				21,520.00	21,520.00
	361	HEALTH/LIFE INSURANCE		2,199.90			-2,199.90
	362	UNEMPLOYMENT INSURANCE		212.13			-212.13
	363	WORKER'S COMP		230.58			-230.58

100 OPERATING BUDGET

Function	Object	Description	----- Current Year -----				
			Current Month	Current YTD	Current Enc	Budget	Variance
	364	FICA/MEDICARE		1,175.88			-1,175.88
	366	PERS		3,381.66			-3,381.66
	367	TRS ONBEHALF				8,239.00	8,239.00
	368	PERS ONBEHALF				6,069.00	6,069.00
	450	SUPPLIES, MATL & MEDIA		49.70		9,000.00	8,950.30
		Total Function		22,621.10		106,313.00	83,691.90
160		VOCATIONAL ED INSTRUCTION					
	315	TEACHER		13,934.14		165,247.00	151,312.86
	360	EMPLOYEE BENEFITS				57,837.00	57,837.00
	362	UNEMPLOYMENT INSURANCE		187.24			-187.24
	363	WORKER'S COMP		203.52			-203.52
	364	FICA/MEDICARE		202.04			-202.04
	365	TEACHER'S RETIREMENT		1,704.08			-1,704.08
	367	TRS ONBEHALF				29,381.00	29,381.00
	450	SUPPLIES, MATL & MEDIA		1,035.50	269.75	15,000.00	13,964.50
		Total Function		17,266.52	269.75	267,465.00	250,198.48
200		SPECIAL ED INSTRUCTION					
	315	TEACHER		55,514.65		579,701.00	524,186.35
	323	AIDES		39,124.35		224,700.00	185,575.65
	360	EMPLOYEE BENEFITS				281,541.00	281,541.00
	361	HEALTH/LIFE INSURANCE		11,733.79			-11,733.79
	362	UNEMPLOYMENT INSURANCE		1,296.33			-1,296.33
	363	WORKER'S COMP		1,410.82			-1,410.82
	364	FICA/MEDICARE		3,797.89			-3,797.89
	365	TEACHER'S RETIREMENT		6,972.66			-6,972.66
	366	PERS		8,562.99			-8,562.99
	367	TRS ONBEHALF				76,751.00	76,751.00
	368	PERS ONBEHALF				18,897.00	18,897.00
	410	PROFESSIONAL & TECH SVCS		195.00			-195.00
	450	SUPPLIES, MATL & MEDIA		7,195.21	908.03	5,000.00	-2,195.21
		Total Function		135,803.69	908.03	1,186,590.00	1,050,786.31
220		SPEC ED SUPPORT SVCS					
	314	DIR/COOR/MANAGER (CERT)		19,746.62		77,612.00	57,865.38
	324	SUPPORT STAFF		1,071.09			-1,071.09
	360	EMPLOYEE BENEFITS				27,164.00	27,164.00
	361	HEALTH/LIFE INSURANCE		3,410.18			-3,410.18
	362	UNEMPLOYMENT INSURANCE		269.25			-269.25
	363	WORKER'S COMP		307.06			-307.06
	364	FICA/MEDICARE		368.32			-368.32
	365	TEACHER'S RETIREMENT		2,436.99			-2,436.99
	366	PERS		235.69			-235.69
	367	TRS ONBEHALF				17,213.00	17,213.00
	390	TRAVEL ALLOWANCE		11,635.00		48,040.00	36,405.00

100 OPERATING BUDGET

			----- Current Year -----				
Function	Object	Description	Current Month	Current YTD	Current Enc	Budget	Variance
	410	PROFESSIONAL & TECH SVCS		4,617.36		95,000.00	90,382.64
	420	STAFF TRAVEL & PER DIEM	0.01	743.00		15,000.00	14,257.00
	450	SUPPLIES, MATL & MEDIA		1,497.27			-1,497.27
	490	OTHER EXPENSES		150.00			-150.00
		Total Function	0.01	46,487.83		280,029.00	233,541.17
320		GUIDANCE SERVICES					
	318	SPECIALISTS		15,232.16		89,842.00	74,609.84
	360	EMPLOYEE BENEFITS				31,445.00	31,445.00
	361	HEALTH/LIFE INSURANCE		2,640.20			-2,640.20
	362	UNEMPLOYMENT INSURANCE		210.20			-210.20
	363	WORKER'S COMP		228.48			-228.48
	364	FICA/MEDICARE		220.86			-220.86
	365	TEACHER'S RETIREMENT		1,913.16			-1,913.16
	367	TRS ONBEHALF				15,921.00	15,921.00
	420	STAFF TRAVEL & PER DIEM		640.00			-640.00
		Total Function		21,085.06		137,208.00	116,122.94
350		SUPPORT SERVICES INSTRUCT					
	314	DIR/COOR/MANAGER (CERT)		6,582.23		25,871.00	19,288.77
	324	SUPPORT STAFF		4,194.61			-4,194.61
	360	EMPLOYEE BENEFITS				9,055.00	9,055.00
	361	HEALTH/LIFE INSURANCE		3,501.83			-3,501.83
	362	UNEMPLOYMENT INSURANCE		87.75			-87.75
	363	WORKER'S COMP		159.89			-159.89
	364	FICA/MEDICARE		416.30			-416.30
	365	TEACHER'S RETIREMENT		812.34			-812.34
	366	PERS		922.81			-922.81
		Total Function		16,677.76		34,926.00	18,248.24
352		LIBRARY SERVICES					
	323	AIDES		12,981.14		72,519.00	59,537.86
	360	EMPLOYEE BENEFITS				25,381.00	25,381.00
	361	HEALTH/LIFE INSURANCE		7,883.50			-7,883.50
	362	UNEMPLOYMENT INSURANCE		181.59			-181.59
	363	WORKER'S COMP		194.73			-194.73
	364	FICA/MEDICARE		993.04			-993.04
	366	PERS		2,855.84			-2,855.84
	368	PERS ONBEHALF				4,462.00	4,462.00
		Total Function		25,089.84		102,362.00	77,272.16
354		IN-SERVICE TRAINING					
	410	PROFESSIONAL & TECH SVCS				7,725.00	7,725.00
	420	STAFF TRAVEL & PER DIEM				5,150.00	5,150.00
	440	OTHER PURCHASED SERVICES				2,575.00	2,575.00
	450	SUPPLIES, MATL & MEDIA				2,575.00	2,575.00
		Total Function				18,025.00	18,025.00

100 OPERATING BUDGET

Function	Object	Description	----- Current Year -----				
			Current Month	Current YTD	Current Enc	Budget	Variance
360		Instructional-Related Technology					
	314	DIR/COOR/MANAGER (CERT)		22,110.18		88,441.00	66,330.82
	360	EMPLOYEE BENEFITS				30,594.00	30,594.00
	361	HEALTH/LIFE INSURANCE		4,125.15			-4,125.15
	362	UNEMPLOYMENT INSURANCE		305.13			-305.13
	363	WORKER'S COMP		331.65			-331.65
	364	FICA/MEDICARE		320.61			-320.61
	365	TEACHER'S RETIREMENT		2,777.04			-2,777.04
	367	TRS ONBEHALF				14,517.00	14,517.00
	433	COMMUNICATIONS		156,530.00		1,372,395.00	1,215,865.00
	444	TECHNOLOGY RELATED REPAIRS AND		1,748.27			-1,748.27
	450	SUPPLIES, MATL & MEDIA		3,311.78	899.16	6,000.00	2,688.22
		Total Function		191,559.81	899.16	1,511,947.00	1,320,387.19
400		SCHOOL ADMINISTRATION					
	313	PRINCIPAL		65,855.43		296,991.00	231,135.57
	360	EMPLOYEE BENEFITS				103,947.00	103,947.00
	361	HEALTH/LIFE INSURANCE		9,514.83			-9,514.83
	362	UNEMPLOYMENT INSURANCE		904.99			-904.99
	363	WORKER'S COMP		987.82			-987.82
	364	FICA/MEDICARE		896.30			-896.30
	365	TEACHER'S RETIREMENT		8,390.15			-8,390.15
	367	TRS ONBEHALF				52,588.00	52,588.00
		Total Function		86,549.52		453,526.00	366,976.48
450		SCHOOL ADMIN SUPPORT					
	324	SUPPORT STAFF		18,928.82		110,401.00	91,472.18
	360	EMPLOYEE BENEFITS				38,651.00	38,651.00
	361	HEALTH/LIFE INSURANCE		-13,251.70			13,251.70
	362	UNEMPLOYMENT INSURANCE		256.69			-256.69
	363	WORKER'S COMP		283.86			-283.86
	364	FICA/MEDICARE		1,448.04			-1,448.04
	366	PERS		4,164.35			-4,164.35
	368	PERS ONBEHALF				6,647.00	6,647.00
		Total Function		11,830.06		155,699.00	143,868.94
511		BOARD OF EDUCATION					
	324	SUPPORT STAFF		7,315.55		34,415.00	27,099.45
	329	SUBSTITUTES/TEMPORARIES		24,447.50		75,000.00	50,552.50
	360	EMPLOYEE BENEFITS				38,415.00	38,415.00
	361	HEALTH/LIFE INSURANCE		726.00			-726.00
	362	UNEMPLOYMENT INSURANCE		102.30			-102.30
	363	WORKER'S COMP		111.26			-111.26
	364	FICA/MEDICARE		2,430.03			-2,430.03
	366	PERS		2,819.41			-2,819.41
	368	PERS ONBEHALF				6,469.00	6,469.00

100 OPERATING BUDGET

			----- Current Year -----				
Function	Object	Description	Current Month	Current YTD	Current Enc	Budget	Variance
	420	STAFF TRAVEL & PER DIEM		11,168.40		75,000.00	63,831.60
	450	SUPPLIES, MATL & MEDIA		1,914.99		5,600.00	3,685.01
	491	DUES & FEES		975.00		18,450.00	17,475.00
		Total Function		52,010.44		253,349.00	201,338.56
512		OFFICE OF SUPERINTENDENT					
	311	SUPERINTENDENT		30,000.00		120,000.00	90,000.00
	324	SUPPORT STAFF		7,537.19		30,491.00	22,953.81
	360	EMPLOYEE BENEFITS				52,672.00	52,672.00
	361	HEALTH/LIFE INSURANCE		4,121.44			-4,121.44
	362	UNEMPLOYMENT INSURANCE		519.45			-519.45
	363	WORKER'S COMP		563.07			-563.07
	364	FICA/MEDICARE		1,011.59			-1,011.59
	365	TEACHER'S RETIREMENT		3,768.00			-3,768.00
	366	PERS		1,658.20			-1,658.20
	367	TRS ONBEHALF				17,064.00	17,064.00
	368	PERS ONBEHALF				1,958.00	1,958.00
	410	PROFESSIONAL & TECH SVCS				35,000.00	35,000.00
	414	LEGAL SERVICES		23,196.70			-23,196.70
	420	STAFF TRAVEL & PER DIEM		2,160.00		7,500.00	5,340.00
	450	SUPPLIES, MATL & MEDIA		2,107.68		1,500.00	-607.68
	490	OTHER EXPENSES		970.00			-970.00
	491	DUES & FEES				500.00	500.00
		Total Function		77,613.32		266,685.00	189,071.68
550		DISTRICT ADMIN SUPPORT SV					
	321	DIR/COORD/MGR (NON-CERT)		31,961.04		127,482.00	95,520.96
	324	SUPPORT STAFF		47,992.30		179,920.00	131,927.70
	360	EMPLOYEE BENEFITS				107,590.00	107,590.00
	361	HEALTH/LIFE INSURANCE		9,020.40			-9,020.40
	362	UNEMPLOYMENT INSURANCE		1,084.39			-1,084.39
	363	WORKER'S COMP		1,159.38			-1,159.38
	364	FICA/MEDICARE		6,116.42			-6,116.42
	366	PERS		17,287.21			-17,287.21
	368	PERS ONBEHALF				18,845.00	18,845.00
	410	PROFESSIONAL & TECH SVCS		31,889.70		48,000.00	16,110.30
	420	STAFF TRAVEL & PER DIEM		13.45		5,000.00	4,986.55
	433	COMMUNICATIONS		10,284.70			-10,284.70
	440	OTHER PURCHASED SERVICES		17,868.00		40,000.00	22,132.00
	445	INSURANCE & BOND PREMIUMS A		70,845.45		63,654.00	-7,191.45
	450	SUPPLIES, MATL & MEDIA		6,630.68	24.03	5,000.00	-1,630.68
	490	OTHER EXPENSES		46,417.15			-46,417.15
	491	DUES & FEES				3,000.00	3,000.00
	495	INDIRECT COSTS				-154,365.00	-154,365.00
		Total Function		298,570.27	24.03	444,126.00	145,555.73

100 OPERATING BUDGET

Function	Object	Description	----- Current Year -----				
			Current Month	Current YTD	Current Enc	Budget	Variance
551		RECRUITMENT					
	410	PROFESSIONAL & TECH SVCS				5,000.00	5,000.00
	420	STAFF TRAVEL & PER DIEM		215.00		12,000.00	11,785.00
	450	SUPPLIES, MATL & MEDIA		89.81			-89.81
	490	OTHER EXPENSES				5,500.00	5,500.00
		Total Function		304.81		22,500.00	22,195.19
552		HUMAN RESOURCES STAFF SVC					
	321	DIR/COORD/MGR (NON-CERT)				47,009.00	47,009.00
	324	SUPPORT STAFF		7,315.52			-7,315.52
	360	EMPLOYEE BENEFITS				16,453.00	16,453.00
	361	HEALTH/LIFE INSURANCE		725.96			-725.96
	362	UNEMPLOYMENT INSURANCE		102.33			-102.33
	363	WORKER'S COMP		109.73			-109.73
	364	FICA/MEDICARE		559.65			-559.65
	366	PERS		1,609.40			-1,609.40
	368	PERS ONBEHALF				1,900.00	1,900.00
	420	STAFF TRAVEL & PER DIEM				500.00	500.00
	450	SUPPLIES, MATL & MEDIA		16,638.26		250.00	-16,388.26
		Total Function		27,060.85		66,112.00	39,051.15
560		Administrative Technology Services					
	314	DIR/COOR/MANAGER (CERT)		7,370.07		29,480.00	22,109.93
	360	EMPLOYEE BENEFITS				10,318.00	10,318.00
	361	HEALTH/LIFE INSURANCE		1,375.05			-1,375.05
	362	UNEMPLOYMENT INSURANCE		101.70			-101.70
	363	WORKER'S COMP		110.55			-110.55
	364	FICA/MEDICARE		106.86			-106.86
	365	TEACHER'S RETIREMENT		925.68			-925.68
	367	TRS ONBEHALF				4,839.00	4,839.00
	433	COMMUNICATIONS		49,024.65		457,465.00	408,440.35
	444	TECHNOLOGY RELATED REPAIRS AND		134.40		1,500.00	1,365.60
	450	SUPPLIES, MATL & MEDIA	1,569.99	9,828.73	1,747.81	38,000.00	28,171.27
	491	DUES & FEES				1,500.00	1,500.00
		Total Function	1,569.99	68,977.69	1,747.81	543,102.00	474,124.31
600		OPERATION & MAINTENANCE					
	321	DIR/COORD/MGR (NON-CERT)		14,663.05		48,378.00	33,714.95
	325	MAINTENANCE/CUSTODIAL		67,444.24		303,077.00	235,632.76
	329	SUBSTITUTES/TEMPORARIES		57,350.03		80,000.00	22,649.97
	360	EMPLOYEE BENEFITS				125,303.00	125,303.00
	361	HEALTH/LIFE INSURANCE		17,286.14			-17,286.14
	362	UNEMPLOYMENT INSURANCE		1,994.54			-1,994.54
	363	WORKER'S COMP		2,028.52			-2,028.52
	364	FICA/MEDICARE		10,668.44			-10,668.44
	366	PERS		18,107.79			-18,107.79

100 OPERATING BUDGET

			----- Current Year -----				
Function	Object	Description	Current Month	Current YTD	Current Enc	Budget	Variance
	368	PERS ONBEHALF				36,076.00	36,076.00
	410	PROFESSIONAL & TECH SVCS		66,698.42	45,539.14	2,000.00	-64,698.42
	420	STAFF TRAVEL & PER DIEM		820.00			-820.00
	431	WATER & SEWAGE		130,000.00		335,000.00	205,000.00
	435	FUEL-HEATING		268,462.76		572,354.00	303,891.24
	436	ELECTRICITY		87,103.20		480,765.00	393,661.80
	445	INSURANCE & BOND PREMIUMS A		411,017.96		328,000.00	-83,017.96
	452	MAINTENANCE SUPPLIES		87,165.08	13,005.74	100,000.00	12,834.92
	453	JANITORIAL SUPPLIES		562.51		35,000.00	34,437.49
	456	VEHICLE MAINTENANCE		1,871.38		10,500.00	8,628.62
	458	GAS & OIL		23,100.03		26,654.00	3,553.97
	510	EQUIPMENT		56,216.39	871.94		-56,216.39
		Total Function		1,322,560.48	59,416.82	2,483,107.00	1,160,546.52
700		STUDENT ACTIVITIES					
	316	EXTRA DUTY PAY				20,250.00	20,250.00
	329	SUBSTITUTES/TEMPORARIES				10,000.00	10,000.00
	360	EMPLOYEE BENEFITS				10,588.00	10,588.00
	367	TRS ONBEHALF				5,164.00	5,164.00
	420	STAFF TRAVEL & PER DIEM				1,500.00	1,500.00
	425	STUDENT TRAVEL		-483.20		195,708.00	196,191.20
	450	SUPPLIES, MATL & MEDIA		320.00		15,000.00	14,680.00
	491	DUES & FEES				4,500.00	4,500.00
		Total Function		-163.20		262,710.00	262,873.20
		Total Expenses	1,611.02	3,114,717.77	69,038.26	12,897,207.00	9,782,489.23
		Net Income from Operations	-1,611.02	-701,727.67			
		Other Expenses					
900		FUND TRANSFERS					
	552	XFER TO FOOD SERVICE				100,000.00	100,000.00
	558	XFER TO TEACHER HOUSING				400,000.00	400,000.00
		Total Function				500,000.00	
		Total Other Expenses	0.00	0.00		500,000.00	500,000.00
		Net Income	-1,611.02	-701,727.67			

205 STUDENT TRANSPORTATION

Function	Object	Description	----- Current Year -----				
			Current Month	Current YTD	Current Enc	Budget	Variance
Revenue							
	65	STUDENT TRANSPORTATION		319.00			319.00
		Total Revenue	0.00	319.00		0.00	319.00
Expenses							
220		SPEC ED SUPPORT SVCS					
	390	TRAVEL ALLOWANCE		120.00			-120.00
		Total Function		120.00			-120.00
		Total Expenses	0.00	120.00		0.00	-120.00
		Net Income from Operations		199.00			
		Net Income	0.00	199.00			

YUPIIT SCHOOL DISTRICT
Income Statement
For the Accounting Period: 12 / 20

245 SIG GRANT

Function	Object	Description	----- Current Year -----			
			Current Month	Current YTD	Current Enc	Budget
Expenses						
100		REGULAR INSTRUCTION				
	410	PROFESSIONAL & TECH SVCS	1,308.00	1,308.00	1,308.00	-1,308.00
	450	SUPPLIES, MATL & MEDIA		4,800.00		-4,800.00
		Total Function	1,308.00	6,108.00	1,308.00	-6,108.00
		Total Expenses	1,308.00	6,108.00	1,308.00	0.00
		Net Income from Operations	-1,308.00	-6,108.00		
		Net Income	-1,308.00	-6,108.00		

YUPIIT SCHOOL DISTRICT
Income Statement
For the Accounting Period: 12 / 20

255 FOOD SERVICE FUND

Function	Object	Description	----- Current Year -----			Budget	Variance
			Current Month	Current YTD	Current Enc		
Revenue							
	161	USDA FOOD SERVICE REIMBRS A		1,292.76			1,292.76
		Total Revenue	0.00	1,292.76		0.00	1,292.76
Expenses							
790		FOOD SERVICES					
	321	DIR/COORD/MGR (NON-CERT)		9,812.21		32,361.00	22,548.79
	326	FOOD SERVICE STAFF		26,200.56		109,161.00	82,960.44
	329	SUBSTITUTES/TEMPORARIES		1,141.25			-1,141.25
	360	EMPLOYEE BENEFITS				49,534.00	49,534.00
	361	HEALTH/LIFE INSURANCE		12,256.12			-12,256.12
	362	UNEMPLOYMENT INSURANCE		515.71			-515.71
	363	WORKER'S COMP		552.39			-552.39
	364	FICA/MEDICARE		2,842.29			-2,842.29
	366	PERS		7,975.31			-7,975.31
	420	STAFF TRAVEL & PER DIEM				1,500.00	1,500.00
	450	SUPPLIES, MATL & MEDIA		111.54		8,000.00	7,888.46
	459	FOOD	2,066.34	81,483.54	5,498.01	365,000.00	283,516.46
	510	EQUIPMENT		3,636.39		2,500.00	-1,136.39
		Total Function	2,066.34	146,527.31	5,498.01	568,056.00	421,528.69
		Total Expenses	2,066.34	146,527.31	5,498.01	568,056.00	421,528.69
		Net Income from Operations	-2,066.34	-145,234.55			
		Net Income	-2,066.34	-145,234.55			

256 TITLE I PART (A)

Function	Object	Description	----- Current Year -----			Budget	Variance
			Current Month	Current YTD	Current Enc		
Expenses							
100		REGULAR INSTRUCTION				261,440.00	261,440.00
	315	TEACHER					-750.00
	316	EXTRA DUTY PAY		750.00			-42,320.98
	318	SPECIALISTS		42,320.98			21,936.06
	321	DIR/COORD/MGR (NON-CERT)		9,811.94		31,748.00	75,993.62
	323	AIDES		27,631.38		103,625.00	-2,588.13
	324	SUPPORT STAFF		2,588.13			158,726.00
	360	EMPLOYEE BENEFITS					-19,131.42
	361	HEALTH/LIFE INSURANCE		19,131.42			-1,113.17
	362	UNEMPLOYMENT INSURANCE		1,113.17			-1,241.66
	363	WORKER'S COMP		1,241.66			-3,686.89
	364	FICA/MEDICARE		3,686.89			-5,409.74
	365	TEACHER'S RETIREMENT		5,409.74			-8,875.34
	366	PERS		8,875.34			79,410.00
	420	STAFF TRAVEL & PER DIEM	590.00	590.00	590.00	80,000.00	-11,552.03
	450	SUPPLIES, MATL & MEDIA		11,552.03	392.44		500,836.32
		Total Function	590.00	134,702.68	982.44	635,539.00	
		Total Expenses	590.00	134,702.68	982.44	635,539.00	500,836.32
		Net Income from Operations	-590.00	-134,702.68			
		Net Income	-590.00	-134,702.68			

257 TITLE I-C MIGRANT ED

Function	Object	Description	----- Current Year -----				
			Current Month	Current YTD	Current Enc	Budget	Variance
Expenses							
100		REGULAR INSTRUCTION					
	324	SUPPORT STAFF		1,070.81		11,621.00	10,550.19
	360	EMPLOYEE BENEFITS				7,479.00	7,479.00
	361	HEALTH/LIFE INSURANCE		659.94			-659.94
	363	WORKER'S COMP		16.05			-16.05
	364	FICA/MEDICARE		81.91			-81.91
	366	PERS		235.55			-235.55
	425	STUDENT TRAVEL				4,500.00	4,500.00
	450	SUPPLIES, MATL & MEDIA		-77.05		65,238.00	65,315.05
	480	STUDENT STIPENDS				15,000.00	15,000.00
		Total Function		1,987.21		103,838.00	101,850.79
450		SCHOOL ADMIN SUPPORT					
	324	SUPPORT STAFF		3,605.46		7,079.00	3,473.54
	361	HEALTH/LIFE INSURANCE		968.05			-968.05
	362	UNEMPLOYMENT INSURANCE		48.87			-48.87
	363	WORKER'S COMP		54.08			-54.08
	364	FICA/MEDICARE		275.83			-275.83
	366	PERS		793.18			-793.18
		Total Function		5,745.47		7,079.00	1,333.53
		Total Expenses	0.00	7,732.68		110,917.00	103,184.32
		Net Income from Operations		-7,732.68			
		Net Income	0.00	-7,732.68			

YUPIIT SCHOOL DISTRICT
Income Statement
For the Accounting Period: 12 / 20

269 PRESCHOOL DISABLED

Function	Object	Description	----- Current Year -----			Budget	Variance
			Current Month	Current YTD	Current Enc		
Expenses							
200	450	SPECIAL ED INSTRUCTION SUPPLIES, MATL & MEDIA		195.36		1.00	-194.36
		Total Function		195.36		1.00	-194.36
220	410	SPEC ED SUPPORT SVCS PROFESSIONAL & TECH SVCS				1,612.00	1,612.00
	450	SUPPLIES, MATL & MEDIA				398.00	398.00
		Total Function				2,010.00	2,010.00
		Total Expenses	0.00	195.36		2,011.00	1,815.64
		Net Income from Operations					-195.36
		Net Income	0.00	-195.36			

YUPIIT SCHOOL DISTRICT
Income Statement
For the Accounting Period: 12 / 20

270 TITLE III-A ENG LANG ACQ

Function	Object	Description	----- Current Year -----				
			Current Month	Current YTD	Current Enc	Budget	Variance
Expenses							
100		REGULAR INSTRUCTION					
	320	NON CERTIFICATED SALARIES				3,999.00	3,999.00
	410	PROFESSIONAL & TECH SVCS				3,000.00	3,000.00
	420	STAFF TRAVEL & PER DIEM				3,000.00	3,000.00
	450	SUPPLIES, MATL & MEDIA		839.64	162.67	12,528.00	11,688.36
		Total Function		839.64	162.67	22,527.00	21,687.36
		Total Expenses	0.00	839.64	162.67	22,527.00	21,687.36
		Net Income from Operations		-839.64			
		Net Income	0.00	-839.64			

YUPIIT SCHOOL DISTRICT
Income Statement
For the Accounting Period: 12 / 20

297 TITLE VIB

Function	Object	Description	----- Current Year -----			Budget	Variance
			Current Month	Current YTD	Current Enc		
Expenses							
200		SPECIAL ED INSTRUCTION					
	323	AIDES		9,681.32		39,750.00	30,068.68
	360	EMPLOYEE BENEFITS				19,737.00	19,737.00
	361	HEALTH/LIFE INSURANCE		1,173.41			-1,173.41
	362	UNEMPLOYMENT INSURANCE		131.28			-131.28
	363	WORKER'S COMP		145.22			-145.22
	364	FICA/MEDICARE		740.65			-740.65
	366	PERS		2,129.90			-2,129.90
	410	PROFESSIONAL & TECH SVCS		22,352.20			-22,352.20
	425	STUDENT TRAVEL				2,000.00	2,000.00
	450	SUPPLIES, MATL & MEDIA		1,082.40			-1,082.40
		Total Function		37,436.38		61,487.00	24,050.62
220		SPEC ED SUPPORT SVCS					
	410	PROFESSIONAL & TECH SVCS		3,144.52		65,840.00	62,695.48
	420	STAFF TRAVEL & PER DIEM				14,590.00	14,590.00
	450	SUPPLIES, MATL & MEDIA				8,299.00	8,299.00
		Total Function		3,144.52		88,729.00	85,584.48
		Total Expenses	0.00	40,580.90		150,216.00	109,635.10
		Net Income from Operations		-40,580.90			
		Net Income	0.00	-40,580.90			

YUPIIT SCHOOL DISTRICT
Income Statement
For the Accounting Period: 12 / 20

301 CARL PERKINS

Function	Object	Description	----- Current Year -----			
			Current Month	Current YTD	Current Enc	Budget
Expenses						
100		REGULAR INSTRUCTION				
	425	STUDENT TRAVEL				2,084.00
	450	SUPPLIES, MATL & MEDIA		4,894.49	3,588.68	-4,894.49
		Total Function		4,894.49	3,588.68	2,084.00
						-2,810.49
160		VOCATIONAL ED INSTRUCTION				
	420	STAFF TRAVEL & PER DIEM				4,300.00
	425	STUDENT TRAVEL				2,085.00
	450	SUPPLIES, MATL & MEDIA		11,308.01	524.11	15,000.00
		Total Function		11,308.01	524.11	21,385.00
						10,076.99
		Total Expenses	0.00	16,202.50	4,112.79	23,469.00
						7,266.50
		Net Income from Operations				-16,202.50
		Net Income	0.00	-16,202.50		

319 CARES Act fund

Function	Object	Description	----- Current Year -----			
			Current Month	Current YTD	Current Enc	Budget
Expenses						
100		REGULAR INSTRUCTION				
	329	SUBSTITUTES/TEMPORARIES		2,350.00		-2,350.00
	361	HEALTH/LIFE INSURANCE		184.26		-184.26
	362	UNEMPLOYMENT INSURANCE		32.43		-32.43
	363	WORKER'S COMP		35.25		-35.25
	364	FICA/MEDICARE		34.08		-34.08
	365	TEACHER'S RETIREMENT		295.16		-295.16
	420	STAFF TRAVEL & PER DIEM		22,750.00		-22,750.00
	450	SUPPLIES, MATL & MEDIA	1,960.36	80,187.34	9,136.82	-80,187.34
		Total Function	1,960.36	105,868.52	9,136.82	-105,868.52
360		Instructional-Related Technology				
	450	SUPPLIES, MATL & MEDIA		26,460.00	26,460.00	-26,460.00
		Total Function		26,460.00	26,460.00	-26,460.00
550		DISTRICT ADMIN SUPPORT SV				
	450	SUPPLIES, MATL & MEDIA		6,388.07		-6,388.07
		Total Function		6,388.07		-6,388.07
600		OPERATION & MAINTENANCE				
	410	PROFESSIONAL & TECH SVCS		11,000.00		-11,000.00
	452	MAINTENANCE SUPPLIES		2,927.89		-2,927.89
		Total Function		13,927.89		-13,927.89
790		FOOD SERVICES				
	329	SUBSTITUTES/TEMPORARIES		1,656.60		-1,656.60
	362	UNEMPLOYMENT INSURANCE		24.84		-24.84
	363	WORKER'S COMP		24.85		-24.85
	364	FICA/MEDICARE		126.72		-126.72
		Total Function		1,833.01		-1,833.01
Total Expenses			1,960.36	154,477.49	35,596.82	0.00
Net Income from Operations			-1,960.36	-154,477.49		
Net Income			-1,960.36	-154,477.49		

360 Improving literacy through school libraries

Function	Object	Description	----- Current Year -----				
			Current Month	Current YTD	Current Enc	Budget	Variance
Expenses							
352	450	LIBRARY SERVICES		2,951.00	347.00		-2,951.00
		Total Function		2,951.00	347.00		-2,951.00
360	450	Instructional-Related Technology		3,147.00			-3,147.00
		Total Function		3,147.00			-3,147.00
Total Expenses			0.00	6,098.00	347.00	0.00	-6,098.00
Net Income from Operations					-6,098.00		
Net Income			0.00	-6,098.00			

362 INDIAN EDUCATION

Function	Object	Description	----- Current Year -----			
			Current Month	Current YTD	Current Enc	Budget
Expenses						
100		REGULAR INSTRUCTION				
	420	STAFF TRAVEL & PER DIEM		400.00	400.00	-400.00
	450	SUPPLIES, MATL & MEDIA		17,192.67	45.00	-17,192.67
		Total Function		17,592.67	445.00	-17,592.67
		Total Expenses	0.00	17,592.67	445.00	0.00
		Net Income from Operations		-17,592.67		
		Net Income	0.00	-17,592.67		

YUPIIT SCHOOL DISTRICT
Income Statement
For the Accounting Period: 12 / 20

365 ANE 2018

Function	Object	Description	----- Current Year -----				
			Current Month	Current YTD	Current Enc	Budget	Variance
Expenses							
100		REGULAR INSTRUCTION					
	410	PROFESSIONAL & TECH SVCS	2,190.00	19,152.50		-19,152.50	
	420	STAFF TRAVEL & PER DIEM		820.00		-820.00	
	450	SUPPLIES, MATL & MEDIA		53,897.80	2,532.17	-53,897.80	
		Total Function	2,190.00	73,870.30	2,532.17	-73,870.30	
550		DISTRICT ADMIN SUPPORT SV					
	321	DIR/COORD/MGR (NON-CERT)		21,249.99		-21,249.99	
	361	HEALTH/LIFE INSURANCE		2,199.90		-2,199.90	
	362	UNEMPLOYMENT INSURANCE		297.24		-297.24	
	363	WORKER'S COMP		318.75		-318.75	
	364	FICA/MEDICARE		1,625.64		-1,625.64	
	366	PERS		4,674.99		-4,674.99	
		Total Function		30,366.51		-30,366.51	
Total Expenses			2,190.00	104,236.81	2,532.17	0.00	-104,236.81
Net Income from Operations			-2,190.00	-104,236.81			
Net Income			-2,190.00	-104,236.81			

390 TEACHER HOUSING FUND

Function	Object	Description	----- Current Year -----			Budget	Variance
			Current Month	Current YTD	Current Enc		
Revenue							
	46	SCHOOL FACILITIES RENTAL		16,710.42			16,710.42
		Total Revenue	0.00	16,710.42		0.00	16,710.42
Expenses							
600		OPERATION & MAINTENANCE					
	321	DIR/COORD/MGR (NON-CERT)		11,987.25		47,009.00	35,021.75
	325	MAINTENANCE/CUSTODIAL		31,541.78		103,382.00	71,840.22
	329	SUBSTITUTES/TEMPORARIES		55,596.90			-55,596.90
	360	EMPLOYEE BENEFITS				52,542.00	52,542.00
	361	HEALTH/LIFE INSURANCE		8,107.22			-8,107.22
	362	UNEMPLOYMENT INSURANCE		1,432.93			-1,432.93
	363	WORKER'S COMP		1,442.04			-1,442.04
	364	FICA/MEDICARE		7,583.18			-7,583.18
	366	PERS		9,611.15			-9,611.15
	420	STAFF TRAVEL & PER DIEM				2,500.00	2,500.00
	436	ELECTRICITY		13,761.61		88,000.00	74,238.39
	441	RENTAL PAYMENTS		42,750.00		58,500.00	15,750.00
	452	MAINTENANCE SUPPLIES		79,266.68	1,843.60	7,500.00	-71,766.68
		Total Function		263,080.74	1,843.60	359,433.00	96,352.26
		Total Expenses	0.00	263,080.74	1,843.60	359,433.00	96,352.26
		Net Income from Operations					-246,370.32
		Net Income	0.00	-246,370.32			

710 STUDENT ACTIVITY FUND

Function	Object	Description	----- Current Year -----				
			Current Month	Current YTD	Current Enc	Budget	Variance
Revenue							
	210	STUDENT ACTIVITY REVENUE A		5,786.62			5,786.62
		Total Revenue	0.00	5,786.62		0.00	5,786.62
Expenses							
700		STUDENT ACTIVITIES					
	425	STUDENT TRAVEL		-3,500.90			3,500.90
	450	SUPPLIES, MATL & MEDIA	991.89	20,386.01	1,899.58		-20,386.01
		Total Function	991.89	16,885.11	1,899.58		-16,885.11
		Total Expenses	991.89	16,885.11	1,899.58	0.00	-16,885.11
		Net Income from Operations	-991.89	-11,098.49			
		Net Income	-991.89	-11,098.49			

Author of Report: Kaylin Charles
 Department/Location: Federal Programs
 Date of Regional School Board Meeting: December 17, 2020

Mission Statement

To educate all children to be successful in any environment.

Vision Statement

All members of the community are proud and committed to our school system. Students have a positive learning environment, speak the Yupiaq language, know their culture, attend school regularly and graduate prepared to be successful in any environment. The majority of our teachers and school staff are Yup'ik and speak their language, and the curriculum and instruction is based in Yup'ik values and traditions. Our community members, elders, parents and students feel ownership in our schools

Values

Love for Children, Spirituality, Sharing, Humility, Hard Work, Respect for Others and Their Property, Cooperation, Family Roles, Knowledge of Family Tree, Hunter Success, Domestic Skills, Knowledge of Language, Avoid Conflict, Humor, Respect for Land, Respect for Nature

Strategic Goal Areas:

1. Students Succeed Culturally and Academically
2. Community, Parents and Elder Involvement
3. Staff Recruitment and Retention
4. Education System Change

Date(s)	Activity	Details	Connection to YSD Mission, Objectives, Strategic Goals and/or School Goals
November-December	Leadership	Ongoing consultation and planning with Leadership Team for upcoming semester	Education System Change
November-December	ALASBO	Alaska Association of School Business Officials Annual Virtual Conference	Education System Change
November	ESEA Consolidated	Presentation to NBMI Cohort on ESEA Consolidated Applications	Education System Change
November-December	State Reports	State and Federal Programs reports submitted to DEED-Data, foundation funding, OASIS, Title IA, Title IC, Title III, Title II, Title IV-A	Education System Change

Author of Report: Judy Anderson
 Department/Location: Maintenance Director
 Date of Regional School Board Meeting: December 17, 2020

Mission Statement

To educate all children to be successful in any environment.

Vision Statement

All members of the community are proud and committed to our school system. Students have a positive learning environment, speak the Yupiaq language, know their culture, attend school regularly and graduate prepared to be successful in any environment. The majority of our teachers and school staff are Yup'ik and speak their language, and the curriculum and instruction is based in Yup'ik values and traditions. Our community members, elders, parents and students feel ownership in our schools

Values

Love for Children, Spirituality, Sharing, Humility, Hard Work, Respect for Others and Their Property, Cooperation, Family Roles, Knowledge of Family Tree, Hunter Success, Domestic Skills, Knowledge of Language, Avoid Conflict, Humor, Respect for Land, Respect for Nature

Strategic Goal Areas:

1. Students Succeed Culturally and Academically
2. Community, Parents and Elder Involvement
3. Staff Recruitment and Retention
4. Education System Change

Date(s)	Activity	Details	Connection to YSD Mission, Objectives, Strategic Goals and/or School Goals
Dec 2020	Site Visits	Teleworking Staff Quarantine due to Village Mandates for COVID	Operations & Education System Change
Dec 2020		<p>Akiachak –</p> <ul style="list-style-type: none"> • KKI School Shut down – Quarantine of Staff – Emergency Work Orders Only. • Insulated the water & sewer line to the mainlines. • Took school trash to the dump. • Filled teacher housing and school with fuel. • Meter and fuel logs • Fueled up vehicles. <p>Tuluksak –</p> <ul style="list-style-type: none"> • TLT School Shut Down – Quarantine of Staff – Emergency Work Orders Only • Meter, fuel and generator logs. • Filled generator and change oil on schedule. • Filled teacher housing and school with fuel. • Took school & teacher housing garbage to the dump. • Fueled up vehicles. <p>Akiak –</p> <ul style="list-style-type: none"> • AKI School Shut Down -Quarantine of Staff- Emergency Work Orders Only • Filled teacher housing and school with fuel. • Meter and fuel logs. • Fueled up the school vehicles • Took School trash to the dump. 	Operations & Education System Change Teacher Retention
Dec 2020	Review/ Compliance	<ul style="list-style-type: none"> • Following COVID Quarantine Requirements 	Operations & Education System change

Dec 2020	Preventive Maintenance Planning	<ul style="list-style-type: none"> • Alaska Demolition Scheduled to Abate Unit #5 – Rescheduled due to COVID. • Yukon Fire Scheduled to make repairs to Fire Alarm & Sprinkler Systems 	Education System Change Students Succeed Culturally & Academically
Dec 2020	Ordering Supplies & Materials	<ul style="list-style-type: none"> • Purchasing required materials needed to complete scheduled and emergency projects. 	Operations & Education System Change

Author of Report: Anthony Graham
 Department/Location: Technology
 Date of Regional School Board Meeting: December 2020

Mission Statement

To educate all children to be successful in any environment.

Vision Statement

All members of the community are proud and committed to our school system. Students have a positive learning environment, speak the Yup'iaq language, know their culture, attend school regularly and graduate prepared to be successful in any environment. The majority of our teachers and school staff are Yup'ik and speak their language, and the curriculum and instruction is based in Yup'ik values and traditions. Our community members, elders, parents and students feel ownership in our schools

Values

Love for Children, Spirituality, Sharing, Humility, Hard Work, Respect for Others and Their Property, Cooperation, Family Roles, Knowledge of Family Tree, Hunter Success, Domestic Skills, Knowledge of Language, Avoid Conflict, Humor, Respect for Land, Respect for Nature

Strategic Goal Areas:

1. Students Succeed Culturally and Academically
2. Community, Parents and Elder Involvement
3. Staff Recruitment and Retention
4. Education System Change

Date(s)	Activity	Details	Connection to YSD Mission, Objectives, Strategic Goals and/or School Goals
Daily	IT Support	Troubleshooting this month included: Password resets, UPS/network issue,	Students Succeed Culturally and Academically Education System Change
December	1:1 Devices and School to Home Connection	Participated in several meetings to consult on 1:1 devices and distance technology.	Students Succeed Culturally and Academically Education System Change
December	Konica Minolta	Facilitated purchase of new copy machine for TLT. KKI and AKI machines will be replaced at the end of the year.	Education System Change
December	Enrollment	Worked on corrections and updates to the 2021 enrollment application in PowerSchool.	Students Succeed Culturally and Academically

Author of Report: Anthony Graham
 Department/Location: Human Resources
 Date of Regional School Board Meeting: December 2020

Mission Statement

To educate all children to be successful in any environment.

Vision Statement

All members of the community are proud and committed to our school system. Students have a positive learning environment, speak the Yupiaq language, know their culture, attend school regularly and graduate prepared to be successful in any environment. The majority of our teachers and school staff are Yup'ik and speak their language, and the curriculum and instruction is based in Yup'ik values and traditions. Our community members, elders, parents and students feel ownership in our schools

Values

Love for Children, Spirituality, Sharing, Humility, Hard Work, Respect for Others and Their Property, Cooperation, Family Roles, Knowledge of Family Tree, Hunter Success, Domestic Skills, Knowledge of Language, Avoid Conflict, Humor, Respect for Land, Respect for Nature

Strategic Goal Areas:

1. Students Succeed Culturally and Academically
2. Community, Parents and Elder Involvement
3. Staff Recruitment and Retention
4. Education System Change

Date(s)	Activity	Details	Connection to YSD Mission, Objectives, Strategic Goals and/or School Goals
December	Hired Staff	<ul style="list-style-type: none"> • KKI: 4th Grade Teacher • AKI: Literacy Coach (transfer from another position) • TLT: N/A 	Students Succeed Culturally and Academically Staff Recruitment and Retention Education System Change
December	Open Positions	<ul style="list-style-type: none"> • KKI: SPED Teacher (temporary fill with aide) • AKI: Literacy Coach • TLT: LA Teacher (temporary fill with long-term sub), SPED Teacher 	Students Succeed Culturally and Academically Staff Recruitment and Retention Education System Change
December	Personnel	Held 2021-2022 staffing meetings with sites to prepare for contract distribution in January.	Staff Recruitment and Retention
December	PowerSchool HR	Continued implementation of PowerSchoolHr. Implementation will take a few months to get all applications configured.	Staff Recruitment and Retention Education System Change
December	Recruiting and Retention	Participated in Alaska Equity Plan revisions session 3 and 4.	Staff Recruitment and Retention Education System Change

Author of Report: Matthew Turner
 Department/Location: District Office
 Date of Regional School Board Meeting: 17 December, 2020

Mission Statement

To educate all children to be successful in any environment.

Vision Statement

All members of the community are proud and committed to our school system. Students have a positive learning environment, speak the Yupiaq language, know their culture, attend school regularly and graduate prepared to be successful in any environment. The majority of our teachers and school staff are Yup'ik and speak their language, and the curriculum and instruction is based in Yup'ik values and traditions. Our community members, elders, parents and students feel ownership in our schools

Values

Love for Children, Spirituality, Sharing, Humility, Hard Work, Respect for Others and Their Property, Cooperation, Family Roles, Knowledge of Family Tree, Hunter Success, Domestic Skills, Knowledge of Language, Avoid Conflict, Humor, Respect for Land, Respect for Nature

Strategic Goal Areas:

1. Students Succeed Culturally and Academically
2. Community, Parents and Elder Involvement
3. Staff Recruitment and Retention
4. Education System Change

Date(s)	Activity	Details	Connection
	APU Partnership	Coordinating with the Leadership Team and Alaska Pacific University to develop a partnership to provide training for our homegrown educators, and support for traditional ways of teaching students. The Yupiaq Education Coordinator will be submitting an MOU to continue the development of this partnership	Students succeed culturally and academically Education system change
	Project Based Learning	Purchased materials for Tuluksak students to landscape/restore cemeteries and Akiak to conduct outdoor survival skills activities.	Students succeed culturally and academically
	ANE Grant Management	Submitted revised budget for year three of ANE Grant to Federal Dept. of Education. It was accepted.	

Yupiit School District

Box 51190 • Akiachak, AK 99551 • Phone (907) 825-3600 • Fax (877) 825-2404 • www.yupiit.org



Date: December 17, 2020
To: Regional School Board
From: John Stackhouse, Acting Superintendent
Re: Executive Session

We need to go into an Executive Session to discuss subjects that tend to prejudice the reputation and character of any persons provided the person may request a public discussion.

Yupiit School District

Box 51190 • Akiachak, AK 99551 • Phone (907) 825-3600 • Fax (877) 825-2404 • www.yupiit.org



Date: December 17, 2020
To: Regional School Board
From: John Stackhouse, Acting Superintendent
Re: Board Travel/Info:

The AASB Upcoming Events are for your information only.



AASB Calendar 2020-2021

- 2020 -

DECEMBER

- 10 AASB Executive Administrative Assistants Conference (Virtual)
 - 11 AASB School Law Day (Virtual)
-

- 2021 -

JANUARY

- 13-14 Maintenance Employee Conference
- 18 SCCS Opens

FEBRUARY

- 6-9 February Leadership & Legislative Fly-In – Juneau
- 10 NSBA Equity Online Symposium (Virtual)

MARCH

- 20-23 Spring Boardmanship Academy & Legislative Fly-In – Juneau
- 26 SCCS Closes

APRIL

- 10 NSBA Annual Conference & Exposition (Virtual)

SEPTEMBER

- 18-19 Fall Boardmanship Academy – The Lakefront, Anchorage

OCTOBER

- TBA Maintenance Employee Conference – Anchorage

NOVEMBER

- 4-7 AASB Annual Conference – Anchorage Hilton

DECEMBER

- 9-10 AASB Executive Administrative Assistants Conference
- 10-11 AASB School Law & Equity Academy – Anchorage

Yupiit School District

Box 51190 • Akiachak, AK 99551 • Phone (907) 825-3600 • Fax (877) 825-2404 • www.yupiit.org



Date: December 17, 2020
To: Regional School Board
From: John Stackhouse, Acting Superintendent
Re: Next Regular Meeting

The Next Regular Meeting is scheduled for January 21, 2021.

Yupiiit School District
Regional School Board of Education Meetings

3rd Thursday Meeting Date	2nd Monday Agenda Deadline	2nd Wednesday Packet Info & Reports due @ 8:00 AM	2nd Friday Packets Distributed
July 16, 2020	July 6, 2020	July 8, 2020	July 10, 2020
August 20, 2020	August 10, 2020	August 12, 2020	August 14, 2020
September 17, 2020	September 7, 2020	September 9, 2020	September 11, 2020
October 15, 2020	October 5, 2020	October 7, 2020	October 9, 2020
November 19, 2020	November 9, 2020	November 11, 2020	November 13, 2020
December 17, 2020	December 7, 2020	December 9, 2020	December 11, 2020
January 21, 2021	January 11, 2021	January 13, 2021	January 15, 2021
February 18, 2021	February 8, 2021	February 10, 2021	February 12, 2021
March 25, 2021	March 15, 2021	March 17, 2021	March 19, 2021
April 15, 2021	April 5, 2021	April 7, 2021	April 9, 2021
May 20, 2021	May 10, 2021	May 12, 2021	May 14, 2021
June 24, 2021	June 14, 2021	June 16, 2021	June 18, 2021
<p>BB 9320(a) Regular Meetings: The Board shall adopt a yearly calendar specifying the date, time and place of each regular meeting. The local media shall be provided with an annual calendar of regular Board meetings and shall be notified of any changes to the calendar. The Board shall hold 1 regular meeting on the 3rd Thursday of each month. Unless changed by the Board, regular meetings shall be held at 11:00 AM at the School Library. Notice of regular meetings shall be posted at least three days prior to the meeting. **not scheduled on 3rd Thursday</p>			

YUPIIT SCHOOL DISTRICT

ANNUAL GUIDELINE

DATE	ROUTINE AGENDA ITEMS
July	<ul style="list-style-type: none">-Prepare BP for Board Policy Committee per BP review cycle-Board Meeting – post packets and minutes on website-Assist with all in-service meeting arrangements as requested-Review district teacher evaluation plan-Assign Board Committees
August	<ul style="list-style-type: none">-Approve CIP Application-Board Policy Committee meets to go over BP's-Board Meeting – post packets and minutes on website-Order Board Meeting supplies to have on hand (snacks, coffee, etc.)-Assist with all in-services as requested-Make travel arrangements for board members attended AASB-Welcome staff and students-Midyear Review of Superintendent's Goals-NIEA Conference
September	<ul style="list-style-type: none">-Assessment Report-Board Policy Committee meets to go over BP's (if needed)-Board Meeting – post packets and minutes on website-Review Supt Evaluation Process-Review Student Assessment data- Curriculum review
October	<ul style="list-style-type: none">-Approval of YSD Legislative Priorities-Board Policy Committee meets to go over BP's (if needed)-Make travel arrangements for board members attended AASB Conference-Board Meeting – post packets and minutes on website-School Board Resolutions-AASB Annual Conference-New Board Orientation
November	<ul style="list-style-type: none">-Enrollment projection for next year-Revenue projection for next year-Acceptance of the Annual Audit Report-Board Meeting – post packets and minutes on website-Prepare staffing sheets for subsequent year and send to the Business Manager-Review Audit-Student/Teacher/Parent/Community Survey
December	<ul style="list-style-type: none">-New Calendar Work-session-Develop Talking points for approved Legislative Priorities-Board Meeting – post packets and minutes on website-Update work calendars for subsequent year-Review and update YSD New Hire Handbook-Review of Supt. Evaluation-NSBA Conference-Budget Revision-Approve New Curriculum

January	<ul style="list-style-type: none"> --Approval of School Calendar -Approval of Organization Chart -Approval of Administrator Assignments - Approval of Teaching Assignments -Superintendent evaluation and goals -Board Meeting – post packets and minutes on website -Prepare contracts for returning administrators and teachers -Ensure approved BP changes are updated to the website (send to AASB for processing when ready) -Audit Report -Staff evaluation process review -AASB Legislative Fly-In and Leadership Training
February	<ul style="list-style-type: none"> -Work-session: Strategic Plan Review -Board Meeting – post packets and minutes on website -Prepare for and assist with all hiring activities (posting vacancy notices, Job fairs) -Strategic Plan Review -Facilities needs planning - Budget Development
March	<ul style="list-style-type: none"> -Presentation and 1st Reading of Budget -Board Meeting – post packets and minutes on website -Assist with all hiring activities -Work-session: Summer Maintenance & CIP
April	<ul style="list-style-type: none"> -2nd Reading and Approval of the Budget -Prepare and distribute classified PAFs authorized by the YSD budget use the staffing spreadsheets as the control document for this project) -Board Meeting – post packets and minutes on website -New employees receive a job description to be reviewed, signed, and returned to HR
May	<ul style="list-style-type: none"> -3rd Reading and Approval of the Budget -Develop Board Goals for the new year -Board Meeting – post packets and minutes on website -Prepare Employee Housing Lease Agreements -Prepare employee information lists for staff to use -Send request to IT to set up new hires for email, etc. -Achievement Data Review -Review student handbook
June	<ul style="list-style-type: none"> -Board Evaluation, Goal Setting, Board Self Assessments -Strategic Plan Report/Review -Prepare Employee Housing Lease Agreements (update control worksheet for this project send control document to Business Manager and Maintenance Director when completed) -Review crises response plan - Curriculum Review